



# KSA Algae Living Library

Microalgae and cyanobacteria isolated  
from the Kingdom of Saudi Arabia

Dr. Bárbara Bastos de Freitas  
Prof. Kyle J. Lauersen



Sustainable & Synthetic  
Biotechnology group



وزارة البيئة والمياه والزراعة  
Ministry of Environment Water & Agriculture

KAUST  
Beacon Development  
المنارة للتطوير



Development of Algal Biotechnology  
in the Kingdom of Saudi Arabia

## **KSA Algae Living Library – a resource of locally isolated microalgae and cyanobacteria from the Kingdom of Saudi Arabia**

This document contains information on microalgae and cyanobacteria which have been isolated from numerous environments within the Kingdom of Saudi Arabia (KSA) that are part of the Living Library of KSA species maintained within the Sustainable & Synthetic Biotechnology (SSB) group on KAUST campus. Information found in this document includes, where available, the species identifiers, microscopy image(s), sample location, as well as preliminary growth data when available. New species are routinely being isolated and added to this collection. Those featured here without full definitions or growth information are in process and will be added to this living document as data becomes available.

The main goal of this project is isolate, cultivate, characterize and generate a living library of KSA photosynthetic microbes that can be cultivated in salt or fresh waters, for carbon, nitrogen, and phosphorous waste-stream reuse applications. This work aims to support Vision2030 in alignment with the [The Research, Development and Innovation Authority \(RDIA\) pillars](#).

**Authors:** Dr. Bárbara Catarina Bastos de Freitas has led isolation efforts and project management in the lab of Prof. Kyle J. Lauersen.

**Technical support:** Activities in the SSB Lab are currently supported by Mirian dos Santos Mendes. Previous support was provided by Dr. Adriana Barsotti. Bioinformatics support is supported by Mark Pampuch.

**Direct financial support for this effort has been provided by:**

- **KAUST Circular Carbon Initiative, grants 4769 & 5213** - “Bioprospecting algal species from the Red Sea and KSA for carbon reuse and conversion to commodities” & “Scaling production of high value biochar: feedstock variability, material characterization, and field trials”
- **KAUST Center of Excellence in Sustainable Food Security, grant 5934** - “Demonstration facility for sustainable high-value proteins from low-value waste.”
- **KAUST Baseline Research Funding** - awarded to Prof. Kyle J. Lauersen

**Collaborative support:** From 2022-2023, some strain genetic and metabolite analyses which do not appear in this document were conducted by Dr. Cristina Andres-Barrao and Dr. Rahul Kapoor, and also knowledge exchange about isolation techniques was shared from Mr. Gabriel Renato Castro, from the Development of Algae Biotechnology in Kingdom of Saudi Arabia (DAB-KSA) project which is a Ministry of Environment Water and Agriculture (MEWA) funded research project managed by KAUST Beacon Development. Other assistance with sample collection at different locations is noted on individual isolate pages.

**This document was last updated on:** May 29, 2026

## Table of Contents

<b>1</b>	<b>Introduction</b> .....	<b>1</b>
<b>2</b>	<b>Notes</b> .....	<b>2</b>
<b>3</b>	<b>Microalgae within the Living Library</b> .....	<b>4</b>
	<i>KAUST 001 - Synechococcus elongatus</i> .....	6
	Strain Identification.....	6
	<i>KAUST 002 - Synechococcus elongatus</i> .....	7
	Strain Identification.....	7
	<i>KAUST 003 - Trebouxiophyceae sp.</i> .....	8
	Strain Identification.....	8
	<i>KAUST 004 - Parachlorella kessleri</i> .....	9
	Strain Identification.....	9
	<i>KAUST 005 - Tetradismus obliquus</i> .....	10
	Strain Identification.....	10
	<i>KAUST 006 - Chlorella sp.</i> .....	11
	Strain Identification.....	11
	<i>KAUST 007 - Auxenochlorella pyrenoidosa</i> .....	12
	Strain Identification.....	12
	<i>KAUST 008 - Asterarcys sp.</i> .....	13
	Strain Identification.....	13
	<i>KAUST 009 - Enallax costatus</i> .....	14
	Strain Identification.....	14
	<i>KAUST 010 - Monoraphidium sp.</i> .....	15
	Strain Identification.....	15
	<i>KAUST 011 - Chlorella sp.</i> .....	16
	Strain Identification.....	16
	<i>KAUST 012 - Synechococcus elongatus</i> .....	17
	Strain Identification.....	17
	<i>KAUST 013 - Chlorella sorokiniana</i> .....	18
	Strain Identification.....	18
	<i>KAUST 014 - Chlorella sp.</i> .....	19
	Strain Identification.....	19
	<i>KAUST 015 – Chlorella sp.</i> .....	20
	Strain Identification.....	20
	<i>KAUST 016 - Micractinium sp.</i> .....	21
	Strain Identification.....	21
	<i>KAUST 017 - Coelastrella sp.</i> .....	22
	Strain Identification.....	22
	<i>KAUST 018 - Chlorella thermophila</i> .....	23
	Strain Identification.....	23

KAUST 019 - <i>Raphidocelis subcapitata</i> .....	24
Strain Identification.....	24
KAUST 020 - <i>Monoraphidium dybowskii</i> .....	25
Strain Identification.....	25
KAUST 021 - <i>Asterarcys sp.</i> .....	26
Strain Identification.....	26
KAUST 022 - <i>Nostoc sp.</i> .....	27
Strain Identification.....	27
KAUST 023 – <i>Leptolyngbya sp.</i> .....	28
Strain Identification.....	28
KAUST 024 - <i>Diatom of currently unknown identity</i> .....	29
Strain Identification.....	29
KAUST 025 - <i>Chlorokybus sp.</i> .....	30
Strain Identification.....	30
KAUST 026 - <i>Chlorella variabilis</i> .....	31
Strain Identification.....	31
KAUST 027 - <i>Chlamydomonas sp.</i> .....	32
Strain Identification.....	32
KAUST 028 - <i>Cyanobacterium aponinum</i> .....	33
Strain Identification.....	33
KAUST 029 - <i>Cyanobacterium of currently unknown identity</i> .....	34
Strain Identification.....	34
KAUST 030 - <i>Diatom of currently unknown identity</i> .....	35
Strain Identification.....	35
KAUST 031 - <i>Ulvophyceae sp.</i> .....	36
Strain Identification.....	36
KAUST 032 - <i>Ulvophyceae sp.</i> .....	37
Strain Identification.....	37
KAUST 033 – <i>Leptolyngbya tenuis</i> .....	38
Strain Identification.....	38
KAUST 034 - <i>Green alga of currently unknown identity</i> .....	39
Strain Identification.....	39
KAUST 035 - <i>Green alga of currently unknown identity</i> .....	40
Strain Identification.....	40
KAUST 036 - <i>Chromochloris zofingiensis</i> .....	41
Strain Identification.....	41
KAUST 037 - <i>Nostoc commune</i> .....	42
Strain Identification.....	42
KAUST 038 - <i>Green alga of currently unknown identity</i> .....	43
Strain Identification.....	43
KAUST 039 - <i>Dunaliella sp.</i> .....	44
Strain Identification.....	44

KAUST 040 – “CCAP 293/7” .....	45
Strain Identification.....	45
KAUST 041 – “CCAP 293/9” .....	46
Strain Identification.....	46
KAUST 042 – “CCAP 293/8” .....	47
Strain Identification.....	47
KAUST 043 – “CCAP 293/10” .....	48
Strain Identification.....	48
KAUST 044 - “CCAP 1479/18” .....	49
Strain Identification.....	49
KAUST 045 – “CCAP 1479/22”.....	50
Strain Identification.....	50
KAUST 046 – <i>Chlorella sorokiniana</i> .....	51
Strain Identification.....	51
KAUST 047 - <i>Green alga of currently unknown identity</i> .....	52
Strain Identification.....	52
KAUST 048 - <i>Chlamydomonas reinhardtii</i> .....	53
Strain Identification.....	53
KAUST 049 - <i>Trichocoleus desertorum</i> .....	54
Strain Identification.....	54
KAUST 050 - <i>Green alga of currently unknown identity</i> .....	55
Strain Identification.....	55
KAUST 051 - <i>Cyanobacterium of currently unknown identity</i> .....	56
Strain Identification.....	56
KAUST 052 - <i>Green alga of currently unknown identity</i> .....	57
Strain Identification.....	57
KAUST 053 - <i>Chlamydomonadales sp.</i> .....	58
Strain Identification.....	58
KAUST 054 - <i>Dunaliella polymorpha</i> .....	59
Strain Identification.....	59
KAUST 055 - <i>Lobochlamys sp.</i> .....	60
Strain Identification.....	60
KAUST 056 - <i>Cyanobacterium of currently unknown identity</i> .....	61
Strain Identification.....	61
KAUST 057 - <i>Cyanobacterium of currently unknown identity</i> .....	62
Strain Identification.....	62
KAUST 058 - <i>Diatom of currently unknown identity</i> .....	63
Strain Identification.....	63
KAUST 059 - <i>Cyanobacterium of currently unknown identity</i> .....	64
Strain Identification.....	64
KAUST 060 - <i>Cyanobacterium of currently unknown identity</i> .....	65
Strain Identification.....	65

KAUST 061 - <i>Pleodorina illinoisensis</i> .....	66
Strain Identification.....	66
KAUST 062 - <i>Coelastrum microporum</i> .....	67
Strain Identification.....	67
KAUST 063 - <i>Monoraphidium circinale</i> .....	68
Strain Identification.....	68
KAUST 064 - <i>Chlamydomonas sp.</i> .....	69
Strain Identification.....	69
KAUST 065 – <i>Phormidesmis molle</i> .....	70
Strain Identification.....	70
KAUST 066 – <i>Desmodesmus sp.</i> .....	71
Strain Identification.....	71
KAUST 067 - <i>Scenedesmus sp.</i> .....	72
Strain Identification.....	72
KAUST 068 - <i>Nitzschia sp.</i> .....	73
Strain Identification.....	73
KAUST 069 - <i>Anabaenopsis sp.</i> .....	74
Strain Identification.....	74
KAUST 070 - <i>Fistulifera saprophila</i> .....	75
Strain Identification.....	75
KAUST 071 – <i>Desmodesmus sp.</i> .....	76
Strain Identification.....	76
KAUST 072 - <i>Chlamydomonas sp.</i> .....	77
Strain Identification.....	77
KAUST 073 - <i>Green alga of currently unknown identity</i> .....	78
Strain Identification.....	78
KAUST 074 - <i>Tetranephris brasiliensis</i> .....	79
Strain Identification.....	79
KAUST 075 - <i>Green alga of currently unknown identity</i> .....	80
Strain Identification.....	80
KAUST 076 - <i>Green alga of currently unknown identity</i> .....	81
Strain Identification.....	81
KAUST 077 - <i>Stichococcus mirabilis</i> .....	82
Strain Identification.....	82
KAUST 078 - <i>Chlamydomonas reinhardtii</i> .....	83
Strain Identification.....	83
KAUST 079 - <i>Diatom of currently unknown identity</i> .....	84
Strain Identification.....	84
KAUST 080 - <i>Diatom of currently unknown identity</i> .....	85
Strain Identification.....	85
KAUST 081 - <i>Green alga of currently unknown identity</i> .....	86
Strain Identification.....	86

KAUST 082 - <i>Green alga of currently unknown identity</i> .....	87
Strain Identification .....	87
KAUST 083 - <i>Nitzschia sp.</i> .....	88
Strain Identification .....	88
KAUST 084 - <i>Cyanobacterium of currently unknown identity</i> .....	89
Strain Identification .....	89
KAUST 085 - <i>Cyanobacterium of currently unknown identity</i> .....	90
Strain Identification .....	90
KAUST 086 - <i>Green alga of currently unknown identity</i> .....	91
Strain Identification .....	91
KAUST 087 - <i>Chlamydomonas isabeliensis</i> .....	92
Strain Identification .....	92
KAUST 088 - <i>Cyanobacterium of currently unknown identity</i> .....	93
Strain Identification .....	93
KAUST 089 - <i>Green alga of currently unknown identity</i> .....	94
Strain Identification .....	94
KAUST 090 – <i>Synechocystis sp.</i> .....	95
Strain Identification .....	95
KAUST 091 - <i>Green alga of currently unknown identity</i> .....	96
Strain Identification .....	96
KAUST 092 - <i>Cyanobacterium of currently unknown identity</i> .....	97
Strain Identification .....	97
KAUST 093 – <i>Cyanobacterium of currently unknown identity</i> .....	98
Strain Identification .....	98
KAUST 094 - <i>Heterochlorella luteoviridis</i> .....	99
Strain Identification .....	99
KAUST 095 - <i>Chlamydomonas sp.</i> .....	100
Strain Identification .....	100
KAUST 096 - <i>Green alga of currently unknown identity</i> .....	101
Strain Identification .....	101
KAUST 097 - <i>Cyanobacterium of currently unknown identity</i> .....	102
Strain Identification .....	102
KAUST 098 - <i>Cyanobacterium of currently unknown identity</i> .....	103
Strain Identification .....	103
KAUST 099 - <i>Green alga of currently unknown identity</i> .....	104
Strain Identification .....	104
KAUST 100 - <i>Viridiparva madeirensis</i> .....	105
Strain Identification .....	105
KAUST 101 - <i>Green alga of currently unknown identity</i> .....	106
Strain Identification .....	106
KAUST 102 - <i>Stichococcus sp.</i> .....	107
Strain Identification .....	107

KAUST 103 - <i>Cyanobacterium of currently unknown identity</i> .....	108
Strain Identification.....	108
KAUST 104 - <i>Cyanobacterium of currently unknown identity</i> .....	109
Strain Identification.....	109
KAUST 105 - <i>Green alga of currently unknown identity</i> .....	110
Strain Identification.....	110
KAUST 106 - <i>Green alga of currently unknown identity</i> .....	111
Strain Identification.....	111
KAUST 107 - <i>Green alga of currently unknown identity</i> .....	112
Strain Identification.....	112
KAUST 108 - <i>Cyanobacterium of currently unknown identity</i> .....	113
Strain Identification.....	113
KAUST 109 - <i>Green alga of currently unknown identity</i> .....	114
Strain Identification.....	114
KAUST 110 - <i>Green alga of currently unknown identity</i> .....	115
Strain Identification.....	115
KAUST 111 – <i>Chlorella sorokiniana</i> .....	116
Strain Identification.....	116
KAUST 112 – <i>Parachlorella kessleri</i> .....	117
Strain Identification.....	117
KAUST 113 – <i>Chlorella vulgaris</i> .....	118
Strain Identification.....	118
KAUST 114 – <i>Chlorella sp.</i> .....	119
Strain Identification.....	119
KAUST 115 – <i>Chlorella sorokiniana</i> .....	120
Strain Identification.....	120
KAUST 116 – <i>Micractinium sp.</i> .....	121
Strain Identification.....	121
KAUST 117 – <i>Chlorella sp.</i> .....	122
Strain Identification.....	122
KAUST 118 – <i>Leptolyngbya breviarticulata</i> .....	123
Strain Identification.....	123
KAUST 119 – <i>Green alga of currently unknown identity</i> .....	124
Strain Identification.....	124
KAUST 120 – <i>Cyanobacterium of currently unknown identity</i> .....	125
Strain Identification.....	125
KAUST 121 – <i>Diatom of currently unknown identity</i> .....	126
Strain Identification.....	126
KAUST 122 – <i>Green alga of currently unknown identity</i> .....	127
Strain Identification.....	127
KAUST 123 – <i>Cyanobacterium of currently unknown identity</i> .....	128
Strain Identification.....	128

KAUST 124 – <i>Diatom of currently unknown identity</i> .....	129
Strain Identification.....	129
KAUST 125 – <i>Diatom of currently unknown identity</i> .....	130
Strain Identification.....	130
KAUST 126 – <i>Cyanobacterium of currently unknown identity</i> .....	131
Strain Identification.....	131
KAUST 127 – <i>Cyanobacterium of currently unknown identity</i> .....	132
Strain Identification.....	132
KAUST 128 – <i>Green alga of currently unknown identity</i> .....	133
Strain Identification.....	133
KAUST 129 – <i>Diatom of currently unknown identity</i> .....	134
Strain Identification.....	134
KAUST 130 – <i>Asterarcys sp.</i> .....	135
Strain Identification.....	135
KAUST 131 – <i>Chlamydomonas sp.</i> .....	136
Strain Identification.....	136
KAUST 132 – <i>Chlorella sp.</i> .....	137
Strain Identification.....	137
KAUST 133 – <i>Tetraselmis sp.</i> .....	138
Strain Identification.....	138
KAUST 134 – <i>Chlorella sorokinina</i> .....	139
Strain Identification.....	139
KAUST 135 – <i>Dunaliella tertiolecta</i> .....	140
Strain Identification.....	140
KAUST 136 – <i>Monoraphidium subclavatum</i> .....	141
Strain Identification.....	141
KAUST 137 – <i>Diatom of currently unknown identity</i> .....	142
Strain Identification.....	142
KAUST 138 – <i>Chlamydomonas sp.</i> .....	143
Strain Identification.....	143
KAUST 139 – <i>Porphyridiaceae sp.</i> .....	144
Strain Identification.....	144
KAUST 140 - <i>Cyanobacterium of currently unknown identity</i> .....	145
Strain Identification.....	145
KAUST 141 – <i>Cyanobacterium of currently unknown identity</i> .....	146
Strain Identification.....	146
KAUST 142 – <i>Green alga of currently unknown identity</i> .....	147
Strain Identification.....	147
KAUST 143 – <i>Cyanobacterium of currently unknown identity</i> .....	148
Strain Identification.....	148
KAUST 144 – <i>Cyanobacterium of currently unknown identity</i> .....	149
Strain Identification.....	149

KAUST 145 – <i>Cyanobacterium of currently unknown identity</i> .....	150
Strain Identification.....	150
KAUST 146 – <i>Cyanobacterium of currently unknown identity</i> .....	151
Strain Identification.....	151
KAUST 147 – <i>Scenedesmus sp.</i> .....	152
Strain Identification.....	152
KAUST 148 – <i>Synechocystis sp.</i> .....	153
Strain Identification.....	153
KAUST 149 – <i>Rhizoclonium sp.</i> .....	154
Strain Identification.....	154
KAUST 150 – <i>Cyanobacterium of currently unknown identity</i> .....	155
Strain Identification.....	155
KAUST 151 – <i>Cyanobacterium of currently unknown identity</i> .....	156
Strain Identification.....	156
KAUST 152 – <i>Cyanobacterium of currently unknown identity</i> .....	157
Strain Identification.....	157
KAUST 153 - <i>Cyanobacterium of currently unknown identity</i> .....	158
Strain Identification.....	158
KAUST 154 - <i>Diatom of currently unknown identity</i> .....	159
Strain Identification.....	159
KAUST 155 - <i>Green alga of currently unknown identity</i> .....	160
Strain Identification.....	160
KAUST 156 - <i>Green alga of currently unknown identity</i> .....	161
Strain Identification.....	161
KAUST 157- <i>Cyanobacterium of currently unknown identity</i> .....	162
Strain Identification.....	162
KAUST 158 - <i>Green alga of currently unknown identity</i> .....	163
Strain Identification.....	163
KAUST 159 - <i>Green alga of currently unknown identity</i> .....	164
Strain Identification.....	164
KAUST 160 - <i>Green alga of currently unknown identity</i> .....	165
Strain Identification.....	165
KAUST 161 – <i>Thalassiosira sp.</i> .....	166
Strain Identification.....	166
KAUST 162 – <i>Chaetoceros tenuissimus</i> .....	167
Strain Identification.....	167
KAUST 163 – <i>Entomoneis sp.</i> .....	168
Strain Identification.....	168
KAUST 164 – <i>Cylindrotheca closterium</i> .....	169
Strain Identification.....	169
KAUST 165 – <i>Exanthemachyris sp.</i> .....	170
Strain Identification.....	170

<i>KAUST 166 – Minutocellus sp.</i> .....	171
Strain Identification.....	171
<i>KAUST 167 – Actnocyclus octonarius</i> .....	172
Strain Identification.....	172
<i>KAUST 168 – Nitzchia sp.</i> .....	173
Strain Identification.....	173
<i>KAUST 169 – Amphidinium sp.</i> .....	174
Strain Identification.....	174
<i>KAUST 170 – Tetraselmis sp.</i> .....	175
Strain Identification.....	175
<i>KAUST 171 – Halospirulina saudiensis</i> .....	176
Strain Identification.....	176

## 1 Introduction

Algae are diverse organisms which can be found in all environments around the globe. They are ancient and have complex evolutionary histories, most of these organisms are photosynthetic, using light for energy and carbon dioxide (CO<sub>2</sub>) as a carbon source for growth. Like plants, algae naturally represent carbon reuse vehicles as they convert inorganic CO<sub>2</sub> into all of their respective bio-molecules: proteins, lipids, carbohydrates, and specialty chemicals but they do not produce the complex structural tissues of their higher-plant counterparts.

Algae can be grown with simple inputs such as trace minerals, carbon dioxide, (sun)light, and water, with some single-celled microalgae exhibiting rapid doubling times that far exceed the growth rates of higher plants. Their cultivation can be performed in photobioreactors, built on any land-type, use waste- or sea water, do not compete with farming resources, and can even be coupled to point sources of CO<sub>2</sub> emissions.

Algae are polyphyletic, and have evolved different properties related to their individual environmental niches. This biodiversity is barely explored and requires increased attention as each may hold unique value for different human-use applications, indeed algal biomass itself has been developed into a valuable commodity in the food and medicinal sectors. Different algae have specialized value for different reasons, some hyper accumulate triacylglycerols (oils), which can be converted into hydrocarbon or oleochemicals, others secrete polysaccharides, which have value as medicines and cosmetics, others produce specialty pigments, or even specialty antiviral compounds. As the Kingdom of Saudi Arabia is looking to diversify its sustainable technologies, the development and bio-prospecting of local algae strains from the Kingdom may hold value for a number of industries. Sourcing local strains is of importance for their ability to cope with the harsh environments of this region in outdoor cultivation concepts and to avoid issues of invasive species or cross border intellectual property with regards to the Nagoya protocol. The extreme environments of the region, have likely yielded microbes with advanced biochemistries, capable of surviving the harsh UV and light radiation as well as high temperatures. Algal biodiversity has been generally underexplored in the KSA.

## 2 Notes

We performed morphological identification of the isolated algae by microscopic observation. The strains were molecularly identified by amplification and sequencing using different primers (listed in Table 1). The total DNA was extracted from frozen cellular pellets (pellets were obtained by centrifuging 2 mL of each monoculture) using Quick-DNA Fungal/Bacterial Miniprep Kit (Zymo Research). The PCR reactions were performed using Phusion Green Hot Start II High-Fidelity PCR Master Mix (Thermo Scientific). PCR clean-up was performed with DNA Clean. & Concentrator™ -25 (Zymo Research), and Sanger sequencing was performed on PCR products.

Other data to be collected includes growth data and biomass composition. We tested the feasibility of cultivating the local strains using outdoor light and temperature conditions of Thuwal, Saudi Arabia (22°18'16.6"N 39°06'07.9"E) by weather simulation in Algem photobioreactors. For each local strain, we grew six experimental conditions: constant light, 12 h:12 h light:dark, either at 25°C or 30°C and 325  $\mu\text{mol photons m}^{-2} \text{s}^{-1}$  ( $\mu\text{E}$ ) as controls. and 4 different temperature and light conditions that each represent one of the four seasons in Thuwal, Saudi Arabia. The weather data used for this experiment consisted of temperature, and photosynthetically active radiation (PAR) measurements (10 min intervals) recorded at the Coastal and Marine Resources Core Lab (CMR) at KAUST between January and December 2014. Local weather station data were used to generate a representative week from each of February (Winter), May (Spring), August (Summer), and November (Autumn) from 2014 in the reactors. This is a living document and will be updated regularly.

For inquiries regarding growth data, biomass composition, and comprehensive details on growth conditions, we invite you to make formal inquiries. Requests for this information can be directed to Professor Kyle J. Lauersen and Dr. Bárbara Bastos de Freitas (Curator), who will provide guidance on the protocol for processing such requests.

Primer	Marker (locus/gene; abbreviated name)	Sequence	Annealing temperature (°C)	Designed specificity	Product size (bp)
Cdm F	18S ribosomal DNA;	GTCAGAGGTGAAATTCTTGGATTTA	62.2	Universal	730
Cdm R	small subunit; 18S	AAGGGCAGGGACGTAATCAACG	67.7	algae	
ITS1 F modified	Internal transcribed	AGGAGAAGTCGTAACAAGGT	61.3	Universal	250-
ITS2T R	spacer 1; ITS1	TTCGCTGCGTTCTTCATCGTT	65.9	algae	1000
Cya106 F	16S ribosomal DNA;	CGGACGGGTGAGTAACGCGTGA	71.2	Cyanobacteria	500
Cya781b R	Cya16S	GACTACAGGGGTATCTAATCCCTTT	64.2		
RbcL F	Ribulose-1,5-	AACCTTTCATGCGTTGGAGAGA	65.3	Universal	500
RbcL R	bisphosphate carboxylase/oxygenase -Large subunit; rbcL	CCTGCATGAATACCACCAGAAGC	66.5	algae	

### 3 Microalgae within the Living Library

The following pages contain information sheets on each isolate, the strain code contains a number which represents its sample.

Location data of sampling is provided in longitude and latitude. Whenever possible a picture of the site is provided. GIS visualization by Abhishekh P. Vijayan (Figure 1). The sampling collection location is shown in Figure 2 and will be updated regularly.

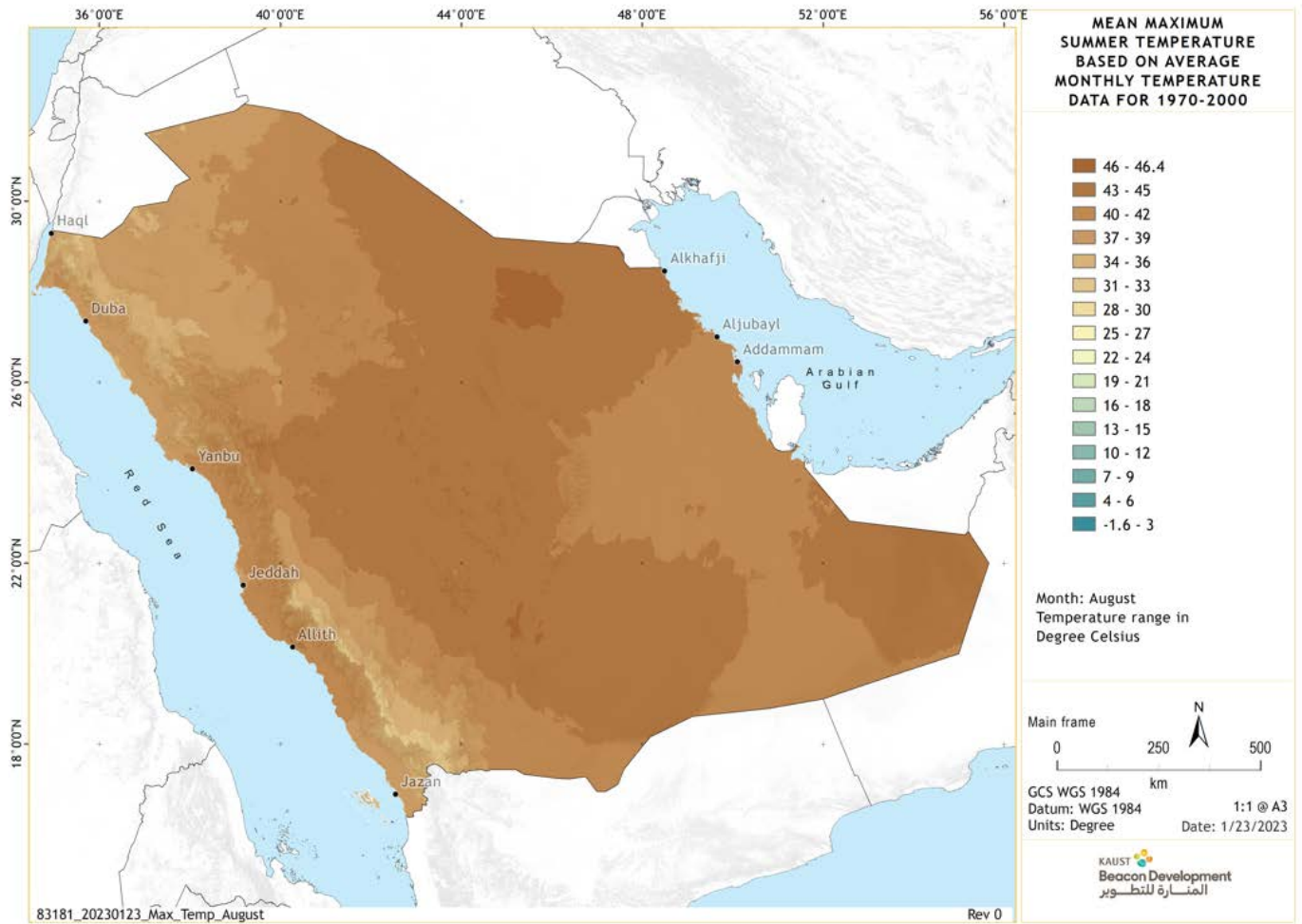


Figure 1. GIS visualization.



**Figure 2.** Sample collection location (the green markers represent the location where sampling was conducted).

Identification of new isolates follows the following steps

- Isolation to monoculture
- Microscopic morphological identification
- Genetic identification and assessment of species identity

### KAUST 001 - *Synechococcus elongatus*



Freshwater *Synechococcus elongatus* isolated from a pond in a hot spring outside of town Al Lith, located southwest of Mecca in the Red Sea coast region.

Cultivation medium: BG-11

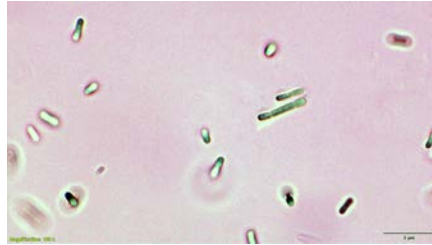
GPS coordinate: 20°27'35.3"N 40°28'11.0"E

#### *Strain Identification*

Besides the morphological taxonomy, according to the DNA amplification for the partial sequence of 16S ribosomal DNA – Cya106 F/Cya781b R- used in a BLAST search, the sequence identity of 100% shows that *Synechococcus elongatus* PCC 11802 is a relative.

Detailed information about this strain is available under license agreement or subscription.

## KAUST 002 - *Synechococcus elongatus*



Freshwater *Synechococcus elongatus* isolated from the mud in a hot spring outside of town Al Lith, located southwest of Mecca in the Red Sea coast region.

Cultivation medium: BG-11

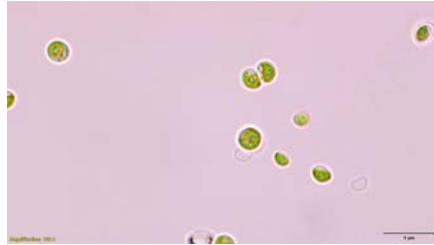
GPS coordinate: 20°27'35.3"N 40°28'11.0"E

### *Strain Identification*

Besides the morphological taxonomy, taxonomic classification was evaluated by first performing a genome assembly of the strain, followed by 16s rRNA sequence isolation using Barrnap and a k-mer based classification using Kraken2. rRNA sequences were searched against the NCBI database using BLAST. Both analyses show "*Synechococcus elongatus*" is a relative, with a BLAST results showing a sequence identity of 99.93%.

Detailed information about this strain is available under license agreement or subscription.

**KAUST 003 - *Trebouxiophyceae* sp.**



Freshwater *Trebouxiophyceae* sp. isolated from a hot spring outside of town Al Lith, located southwest of Mecca in the Red Sea coast region.

Cultivation medium: BG-11

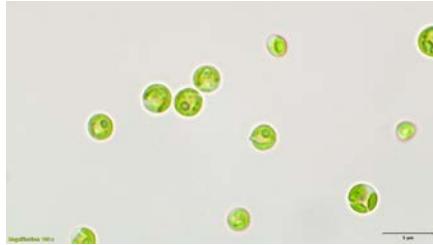
GPS coordinate: 20°27'35.3"N 40°28'11.0"E

*Strain Identification*

Besides the morphological taxonomy, according to the DNA amplification for the partial sequence of 18S ribosomal DNA – Cdm F/Cdm R- used in a BLAST search, the sequence identity of 100% shows that *Trebouxiophyceae* sp. BZ-2019 is a relative.

Detailed information about this strain is available under license agreement or subscription.

### KAUST 004 - *Parachlorella kessleri*



Freshwater *Parachlorella kessleri* isolated from a hot spring outside of town Al Lith, located southwest of Mecca in the Red Sea coast region.

Cultivation medium: BG-11

GPS coordinate: 20°27'35.3"N 40°28'11.0"E

#### *Strain Identification*

Besides the morphological taxonomy, according to the DNA amplification for the partial sequence of Internal transcribed spacer 1 - ITS1 F (modified)/ITS2T R - used in a BLAST search, the sequence identity of 100% shows that *Parachlorella kessleri* is a relative.

Detailed information about this strain is available under license agreement or subscription.

### KAUST 005 - *Tetrademus obliquus*



Freshwater *Tetrademus obliquus* isolated from a hot spring outside of town Al Lith, located southwest of Mecca in the Red Sea coast region.  
Cultivation medium: BG-11  
GPS coordinate: 20°27'35.3"N 40°28'11.0"E

#### *Strain Identification*

Besides the morphological taxonomy, according to the DNA amplification for the partial sequence of Internal transcribed spacer 1 - ITS1 F (modified)/ITS2T R - used in a BLAST search, the sequence identity of 99.60% shows that *Tetrademus obliquus* is a relative.

\*This strain was shared with the DAB-KSA team in February/2023 and August/2024 for further analysis in scale-up cultivations.

Detailed information about this strain is available under license agreement or subscription.

## KAUST 006 - *Chlorella* sp.



Freshwater *Chlorella* sp. KU211 isolated from a hot spring outside of town Al Lith, located southwest of Mecca in the Red Sea coast region.

Cultivation medium: BG-11

GPS coordinate: 20°27'35.3"N 40°28'11.0"E

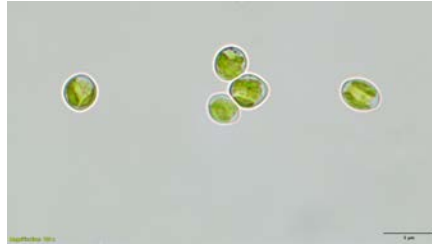
### *Strain Identification*

Besides the morphological taxonomy, according to the DNA amplification for the partial sequence of Internal transcribed spacer 1 - ITS1 F (modified)/ITS2T R - used in a BLAST search, the sequence identity of 100% shows that *Chlorella* sp. KU211 is a relative.

\*This strain was shared with the DAB-KSA team in August/2024 for further analysis in scale-up cultivations.

Detailed information about this strain is available under license agreement or subscription.

### KAUST 007 - *Auxenochlorella pyrenoidosa*



Seawater *Auxenochlorella pyrenoidosa* isolated from a hot spring outside of town Al Lith, located southwest of Mecca in the Red Sea coast region. Cultivation medium: Red Sea water medium with f/2 nutrients.

GPS coordinate: 20°27'35.3"N 40°28'11.0"E

#### *Strain Identification*

Besides the morphological taxonomy, according to the DNA amplification for the partial sequence of Internal transcribed spacer 1 - ITS1 F (modified)/ITS2T R - used in a BLAST search, the sequence identity of 100% shows that *Auxenochlorella pyrenoidosa* is a relative.

Detailed information about this strain is available under license agreement or subscription.

## KAUST 008 - *Asterarcys* sp.



Freshwater *Asterarcys* sp. isolated at King Abdullah University of Science and Technology (Thuwal, Makkah), in the mid-Red Sea coast region.

Cultivation medium: BG-11

GPS coordinate: 22°18'28.0"N 39°06'23.0"E

### *Strain Identification*

Besides the morphological taxonomy, according to the DNA amplification for the partial sequence of Ribulose-1,5-bisphosphate carboxylase/oxygenase -Large subunit -RbcL F /RbcL R - used in a BLAST search, the sequence identity of 99.65% shows that *Asterarcys* sp. is a relative.

Detailed information about this strain is available under license agreement or subscription.

### KAUST 009 - *Enallax costatus*



Freshwater *Enallax costatus* isolated at King Abdullah University of Science and Technology (Thuwal, Makkah), in the Red Sea coast region.

Cultivation medium: BG-11

GPS coordinate: 22°18'28.0"N 39°06'23.0"E

#### *Strain Identification*

Besides the morphological taxonomy, according to the DNA amplification for the partial sequence of Ribulose-1,5-bisphosphate carboxylase/oxygenase -Large subunit -RbcL F /RbcL R - used in a BLAST search, the sequence identity of 98.46% shows that *Enallax costatus* is a relative.

Detailed information about this strain is available under license agreement or subscription.

### KAUST 010 - *Monoraphidium* sp.



Freshwater *Monoraphidium* sp. at King Abdullah University of Science and Technology (Thuwal, Makkah), in the Red Sea coast region.

Cultivation medium: BG-11

GPS coordinate: 22°18'28.0"N 39°06'23.0"E

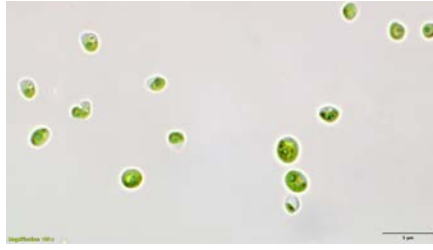
#### *Strain Identification*

Besides the morphological taxonomy, according to the DNA amplification for the partial sequence of Internal transcribed spacer 1 - ITS1 F (modified)/ITS2T R - used in a BLAST search, the sequence identity of 100% shows that *Monoraphidium* sp. Zaqeq 32 is a relative.

\*This strain was shared with the DAB-KSA team in August/2024 for further analysis in scale-up cultivations.

Detailed information about this strain is available under license agreement or subscription.

### KAUST 011 - *Chlorella* sp.



Freshwater *Chlorella* sp. isolated from the desert region of Al Ula, located in the Medina Region in north-western Saudi Arabia.

Cultivation medium: BG11

GPS coordinate: 26°36'59.99"N 37°54'59.99"E

#### *Strain Identification*

Besides the morphological taxonomy, according to the DNA amplification for the partial sequence of Ribulose-1,5-bisphosphate carboxylase/oxygenase -Large subunit -RbcL F /RbcL R - used in a BLAST search, the sequence identity of 100% shows that *Chlorella* sp. MOW 10 is a relative.

\*This strain was shared with the DAB-KSA team in August/2024 for further analysis in scale-up cultivations.

Detailed information about this strain is available under license agreement or subscription.

### KAUST 012 - *Synechococcus elongatus*



Freshwater *Synechococcus elongatus* isolated from the Deserts regions of Al Ula, located in the Medina Region in north-western Saudi Arabia.

Cultivation medium: BG-11

GPS coordinate: 26°36'59.99"N 37°54'59.99"E

#### *Strain Identification*

Besides the morphological taxonomy, taxonomic classification was evaluated by first performing a genome assembly of the strain, followed by 16s rRNA sequence isolation using Barrnap and a k-mer based classification using Kraken2. rRNA sequences were searched against the NCBI database using BLAST. Both analyses show "*Synechococcus elongatus*" is a relative, with a BLAST results showing a sequence identity of 99.93%.

Detailed information about this strain is available under license agreement or subscription.

### KAUST 013 - *Chlorella sorokiniana*



Freshwater *Chlorella sorokiniana* isolated from a hot spring called Al Lith, located southwest of Mecca in the Red Sea coast region.

Cultivation medium: BG-11

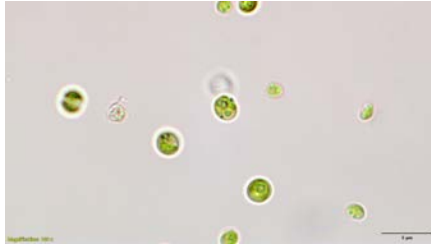
GPS coordinate: 20°27'35.3"N 40°28'11.0"E

#### *Strain Identification*

Besides the morphological taxonomy, according to the DNA amplification for the partial sequence of 18S ribosomal DNA – Cdm F/Cdm R- used in a BLAST search, the sequence identity of 100% shows that *Chlorella sorokiniana* is a relative.

Detailed information about this strain is available under license agreement or subscription.

### KAUST 014 - *Chlorella* sp.



Freshwater *Chlorella* sp. isolated from the Deserts regions of Al Ula, located in the Medina Region in north-western Saudi Arabia.

Cultivation medium: BG-11

GPS coordinate: 26°36'59.99"N 37°54'59.99"E

#### *Strain Identification*

Besides the morphological taxonomy, according to the DNA amplification for the partial sequence of Internal transcribed spacer 1 - ITS1 F (modified)/ITS2T R - used in a BLAST search, the sequence identity of 99.69% shows that *Chlorella* sp. is a relative.

\*This strain was shared with the DAB-KSA team in August/2024 for further analysis in scale-up cultivations.

Detailed information about this strain is available under license agreement or subscription.

**KAUST 015 – *Chlorella* sp.**



Freshwater *Chlorella* sp. isolated from the Deserts regions of Al Ula, located in the Medina Region in north-western Saudi Arabia.

Cultivation medium: BG-11

GPS coordinate: 26°36'59.99"N 37°54'59.99"E

***Strain Identification***

Besides the morphological taxonomy, according to the DNA amplification for the partial sequence of Ribulose-1,5-bisphosphate carboxylase/oxygenase -Large subunit -RbcL F /RbcL R - used in a BLAST search, the sequence identity of 100% shows that *Chlorella* sp. MOW 12 is a relative.

Detailed information about this strain is available under license agreement or subscription.

**KAUST 016 - *Micractinium* sp.**



Freshwater *Micractinium* sp. isolated from a hot spring called Al Lith, located southwest of Mecca in the Red Sea coast region.

Cultivation medium: BG-11


GPS coordinate: 20°27'35.3"N 40°28'11.0"E

***Strain Identification***

Besides the morphological taxonomy, according to the DNA amplification for the partial sequence of 18S ribosomal DNA – Cdm F/Cdm R- used in a BLAST search, the sequence identity of 100% shows that *Micractinium* sp. is a relative.

Detailed information about this strain is available under license agreement or subscription.

### KAUST 017 - *Coelastrella* sp.



Freshwater *Coelastrella* sp. CORE isolated from Anaerobic Membrane Bioreactor (AnMBr) effluent at King Abdullah University of Science and Technology (Thuwal, Makkah), in the Red Sea coast region.

Cultivation medium: BG-11

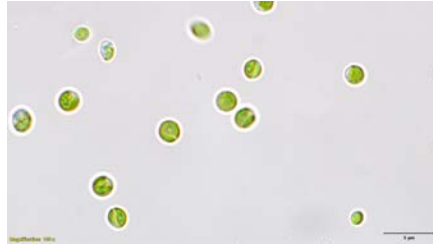
GPS coordinate: 22°18'35.8"N 39°06'12.4"E

#### *Strain Identification*

Besides the morphological taxonomy, according to the DNA amplification for the partial sequence of Internal transcribed spacer 1 - ITS1 F (modified)/ITS2T R - used in a BLAST search, the sequence identity of 100% shows that *Coelastrella* sp. CORE -2 is a relative.

Detailed information about this strain is available under license agreement or subscription.

### KAUST 018 - *Chlorella thermophila*



Freshwater *Chlorella thermophila* isolated from a hot spring called Al Lith, located southwest of Mecca in the Red Sea coast region.

Cultivation medium: BG-11

GPS coordinate: 20°27'35.3"N 40°28'11.0"E

#### *Strain Identification*

Besides the morphological taxonomy, according to the DNA amplification for the partial sequence of Internal transcribed spacer 1 - ITS1 F (modified)/ITS2T R - used in a BLAST search, the sequence identity of 99.42% shows that *Chlorella thermophila* is a relative.

Detailed information about this strain is available under license agreement or subscription.

### KAUST 019 - *Raphidocelis subcapitata*



Freshwater *Raphidocelis subcapitata* isolated from a greenhouse at National Aquaculture Group (NAQUA) facilities.

Cultivation medium: BG-11

GPS coordinate: 20°19'16.1"N 40°02'27.9"E

#### *Strain Identification*

Besides the morphological taxonomy, according to the DNA amplification for the partial sequence of 18S ribosomal DNA – Cdm F/Cdm R- used in a BLAST search, the sequence identity of 96.09% shows that *Raphidocelis subcapitata* is a relative.

\*This strain resulted from environmental samples taken on a field trip to National Aquaculture Group (NAQUA) facilities organized by the Development of Algal Biotechnology in the Kingdom of Saudi Arabia (DAB-KSA) team, KAUST Beacon Development, a project funded by the Ministry of Environment Water & Agriculture (MEWA).

Detailed information about this strain is available under license agreement or subscription.

### KAUST 020 - *Monoraphidium dybowskii*



Freshwater *Monoraphidium dybowskii* isolated from a greenhouse at National Aquaculture Group (NAQUA) facilities.

Cultivation medium: BG-11

GPS coordinate: 20°19'16.1"N 40°02'27.9"E

#### *Strain Identification*

Besides the morphological taxonomy, according to the DNA amplification for the partial sequence of Internal transcribed spacer 1 - ITS1 F (modified)/ITS2T R - used in a BLAST search, the sequence identity of 99.26% shows *Monoraphidium dybowskii* is a relative.

\*This strain resulted from environmental samples taken on a field trip to National Aquaculture Group (NAQUA) facilities organized by the Development of Algal Biotechnology in the Kingdom of Saudi Arabia (DAB-KSA) team, KAUST Beacon Development, a project funded by the Ministry of Environment Water & Agriculture (MEWA).

\*This strain was shared with the DAB-KSA team in February/2023 and August/2024 for further analysis in scale-up cultivations.

Detailed information about this strain is available under license agreement or subscription.

### KAUST 021 - *Asterarcys* sp.



Freshwater *Asterarcys* sp. isolated from a greenhouse at National Aquaculture Group (NAQUA) facilities.

Cultivation medium: BG-11

GPS coordinate: 20°19'16.1"N 40°02'27.9"E

#### *Strain Identification*

Besides the morphological taxonomy, according to the DNA amplification for the partial sequence of Ribulose-1,5-bisphosphate carboxylase/oxygenase -Large subunit -RbcL F /RbcL R - used in a BLAST search, the sequence identity of 99.70% shows *Asterarcys* sp. GP-2019 is a relative.

\*This strain resulted from environmental samples taken on a field trip to National Aquaculture Group (NAQUA) facilities organized by the Development of Algal Biotechnology in the Kingdom of Saudi Arabia (DAB-KSA) team, KAUST Beacon Development, a project funded by the Ministry of Environment Water & Agriculture (MEWA).

Detailed information about this strain is available under license agreement or subscription.

## KAUST 022 - *Nostoc* sp.



Freshwater *Nostoc* sp. from a greenhouse at National Aquaculture Group (NAQUA) facilities.

Cultivation medium: BG-11

GPS coordinate: 20°19'16.1"N 40°02'27.9"E


### *Strain Identification*

Besides the morphological taxonomy, according to the DNA amplification for the partial sequence of 16S ribosomal DNA – Cya106 F/Cya781b R- used in a BLAST search, the sequence identity of 100% shows that *Nostoc* sp. PCC 7423 is a relative.

\*This strain resulted from environmental samples taken on a field trip to National Aquaculture Group (NAQUA) facilities organized by the Development of Algal Biotechnology in the Kingdom of Saudi Arabia (DAB-KSA) team, KAUST Beacon Development, a project funded by the Ministry of Environment Water & Agriculture (MEWA).

Detailed information about this strain is available under license agreement or subscription.

### KAUST 023 – *Leptolyngbya* sp.



Freshwater *Leptolyngbya* sp. isolated from a greenhouse at National Aquaculture Group (NAQUA) facilities.

Cultivation medium: BG-11

GPS coordinate: 20°19'16.1"N 40°02'27.9"E

#### *Strain Identification*

Besides the morphological taxonomy, according to the DNA amplification for the partial sequence of 16S ribosomal DNA – Cya106 F/Cya781b R- used in a BLAST search, the sequence identity of 100% shows that *Leptolyngbya* sp. CENA131 is a relative.

\*This strain resulted from environmental samples taken on a field trip to National Aquaculture Group (NAQUA) facilities organized by the Development of Algal Biotechnology in the Kingdom of Saudi Arabia (DAB-KSA) team, KAUST Beacon Development, a project funded by the Ministry of Environment Water & Agriculture (MEWA).

\*This strain was shared with the DAB-KSA team in August/2024 for further analysis in scale-up cultivations.

Detailed information about this strain is available under license agreement or subscription.

### KAUST 024 - Diatom of currently unknown identity



Seawater diatom isolated from a pond at National Aquaculture Group (NAQUA) facilities.

Cultivation medium: Red Sea water medium with f/2 nutrients.

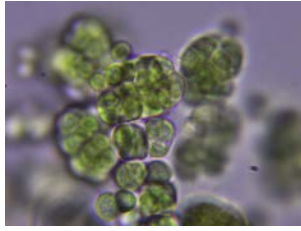
GPS coordinate: 20°19'17.4"N 40°02'27.9"E

#### *Strain Identification*

\*This strain resulted from environmental samples taken on a field trip to National Aquaculture Group (NAQUA) facilities organized by the Development of Algal Biotechnology in the Kingdom of Saudi Arabia (DAB-KSA) team, KAUST Beacon Development, a project funded by the Ministry of Environment Water & Agriculture (MEWA).

Detailed information about this strain is available under license agreement or subscription.

**KAUST 025 - *Chlorokybus* sp.**



Freshwater green alga isolated from a biocrust in a volcano area (Harrat Kishb - lava field).

Cultivation medium: BG-11


GPS coordinate: 22°54'00.0"N 41°08'12.1"E

*Strain Identification*

\*This strain resulted from environmental samples taken on a field trip to National Aquaculture Group (NAQUA) facilities organized by the Development of Algal Biotechnology in the Kingdom of Saudi Arabia (DAB-KSA) team, KAUST Beacon Development, a project funded by the Ministry of Environment Water & Agriculture (MEWA).

Detailed information about this strain is available under license agreement or subscription.

### KAUST 026 - *Chlorella variabilis*



Freshwater *Chlorella variabilis* isolated from the soil of a greenhouse at National Aquaculture Group (NAQUA) facilities.

Cultivation medium: BG-11

GPS coordinate: 20°16'13.0"N 39°55'46.0"E

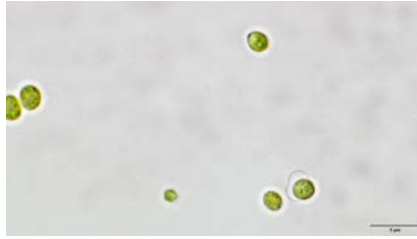
#### *Strain Identification*

Besides the morphological taxonomy, according to the DNA amplification for the partial sequence of Ribulose-1,5-bisphosphate carboxylase/oxygenase -Large subunit -RbcL F /RbcL R - used in a BLAST search, the sequence identity of 100% shows that *Chlorella variabilis* is a relative.

\*This strain resulted from environmental samples taken on a field trip to National Aquaculture Group (NAQUA) facilities organized by the Development of Algal Biotechnology in the Kingdom of Saudi Arabia (DAB-KSA) team, KAUST Beacon Development, a project funded by the Ministry of Environment Water & Agriculture (MEWA).

Detailed information about this strain is available under license agreement or subscription.

**KAUST 027 - *Chlamydomonas* sp.**



Freshwater "*Chlamydomonas* sp." isolated from soil samples from Al Wahba Crater.

Cultivation medium: BG-11

GPS coordinate: 22°54'22.0"N 41°08'07.0"E

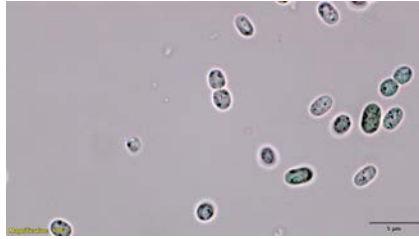
***Strain Identification***

Besides the morphological taxonomy, according to the DNA amplification for the partial sequence of Internal transcribed spacer 1 - ITS1 F (modified)/ITS2T R - used in a BLAST search, the sequence identity of 92.71% shows that the strain currently identified as "*Chlamydomonas* sp. HyS1201A1" is a relative.

\**Chlamydomonas* taxonomy is currently undergoing revision, and true identity by ITS is not conclusive. Therefore, the name is indicated in quotations.

Detailed information about this strain is available under license agreement or subscription.

### KAUST 028 - *Cyanobacterium aponinum*



Freshwater *Cyanobacterium aponinum*  
isolated from AlSafwa cement company.

Cultivation medium: BG-11

GPS coordinate: 22°33'17.0"N 39°26'11.0"E

#### *Strain Identification*

Besides the morphological taxonomy, taxonomic classification was evaluated by first performing a genome assembly of the strain, followed by 16s rRNA sequence isolation using Barrnap and a k-mer based classification using Kraken2. rRNA sequences were searched against the NCBI database using BLAST. Both analyses show "*Cyanobacterium aponinum*" is a relative, with a BLAST results showing a sequence identity of 100%.

Detailed information about this strain is available under license agreement or subscription.

## KAUST 029 - Cyanobacterium of currently unknown identity



Freshwater cyanobacterium isolated from  
AlSafwa cement company.  
Cultivation medium: BG-11  
GPS coordinate: 22°33'17.0"N 39°26'11.0"E

### *Strain Identification*

Detailed information about this strain is available under license agreement or subscription.

### KAUST 030 - Diatom of currently unknown identity



Seawater diatom isolated from Red Sea in the coral region called Ana Coral.

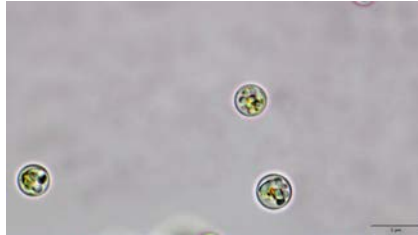

Cultivation medium: Red Sea water medium with f/2 nutrients.

GPS coordinate: 21°39'19.7"N 38°52'27.1"E

### *Strain Identification*

Detailed information about this strain is available under license agreement or subscription.

**KAUST 031 - *Ulvophyceae* sp.**



Seawater *Ulvophyceae* sp. isolated from Red Sea in the coral region called Ana Coral.

Cultivation medium: Red Sea water medium with f/2 nutrients.

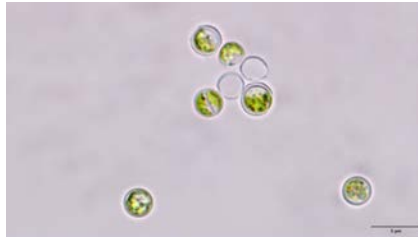
GPS coordinate: 21°39'19.7"N 38°52'27.1"E

***Strain Identification***

Besides the morphological taxonomy, according to the DNA amplification for the partial sequence of 18S ribosomal DNA – Cdm F/Cdm R- used in a BLAST search, the sequence identity of 96.09% shows that *Ulvophyceae* sp. is a relative.

Detailed information about this strain is available under license agreement or subscription.

**KAUST 032 - *Ulvophyceae* sp.**



Seawater *Ulvophyceae* sp. isolated from Red Sea in the coral region called Rose Reef.

Cultivation medium: Red Sea water medium with f/2 nutrients.

GPS coordinate: 21°39'19.7"N 38°52'27.1"E

***Strain Identification***

Besides the morphological taxonomy, according to the DNA amplification for the partial sequence of 18S ribosomal DNA – Cdm F/Cdm R- used in a BLAST search, the sequence identity of 100% shows that *Ulvophyceae* sp. *MBIC10479* is a relative.

Detailed information about this strain is available under license agreement or subscription.

### KAUST 033 – *Leptolyngbya tenuis*



Seawater *Leptolyngbya tenuis* isolated from Red Sea in the coral region called Cement Reef.

Cultivation medium: Red Sea water medium with f/2 nutrients.

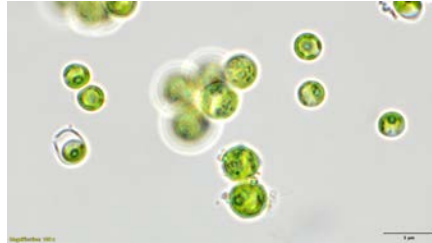
GPS coordinate: 22°22'26.0"N 38°51'20.0"E

#### *Strain Identification*

Besides the morphological taxonomy, according to the DNA amplification for the partial sequence of 16S ribosomal DNA – Cya106 F/Cya781b R- used in a BLAST search, the sequence identity of 100% shows that *Leptolyngbya tenuis* is a relative.

Detailed information about this strain is available under license agreement or subscription.

### KAUST 034 - Green alga of currently unknown identity



Seawater green alga isolated from Red Sea in the coral region called Cement Reef.

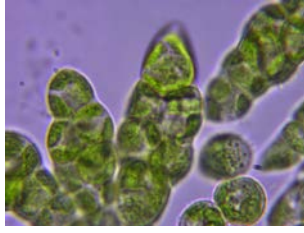
Cultivation medium: Red Sea water medium with f/2 nutrients.

GPS coordinate: 22°22'26.0"N 38°51'20.0"E

### *Strain Identification*

Detailed information about this strain is available under license agreement or subscription.

### KAUST 035 - Green alga of currently unknown identity



Freshwater green alga isolated from volcanic soil (Harrat Kishb - lava field).

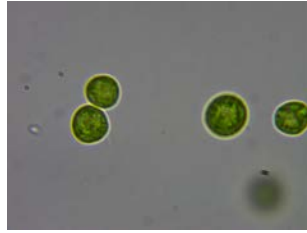
Cultivation medium: BG-11

GPS coordinate: 22°54'00.0"N 41°08'12.1"E

#### *Strain Identification*

Detailed information about this strain is available under license agreement or subscription.

**KAUST 036 - *Chromochloris zofingiensis***



Freshwater *Chromochloris zofingiensis* isolated from a biocrust in Taif.

Cultivation medium: BG-11

GPS coordinate: 21°17'02.8"N 40°25'29.3"E

***Strain Identification***

Besides the morphological taxonomy, according to the DNA amplification for the partial sequence of 18S ribosomal DNA – Cdm F/Cdm R- used in a BLAST search, the sequence identity of 96.69% shows that *Chromochloris zofingiensis* is a relative.

Detailed information about this strain is available under license agreement or subscription.

**KAUST 037 - *Nostoc commune***



Freshwater *Nostoc commune* isolated from a biocrust in Taif.


Cultivation medium: BG-11

GPS coordinate: 21°17'02.8"N 40°25'29.3"E

*Strain Identification*

Detailed information about this strain is available under license agreement or subscription.

### KAUST 038 - Green alga of currently unknown identity



Freshwater green alga isolated from a white volcano area (Harrat Khaybar- Felsic volcano).

Cultivation medium: BG-11

GPS coordinate: 25°35'18.6"N 39°45'25.1"E

### *Strain Identification*

Detailed information about this strain is available under license agreement or subscription.

**KAUST 039 - *Dunaliella* sp.**



Seawater *Dunaliella* isolated from a pond at National Aquaculture Group (NAQUA) facilities.

Cultivation medium: Red Sea water medium with f/2 nutrients.

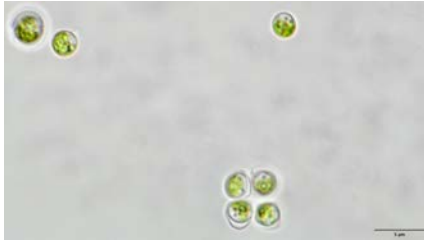
GPS coordinate: 20°19'07.7"N 40°02'44.9"E

*Strain Identification*

\*This strain resulted from environmental samples taken on a field trip to National Aquaculture Group (NAQUA) facilities organized by the Development of Algal Biotechnology in the Kingdom of Saudi Arabia (DAB-KSA) team, KAUST Beacon Development, a project funded by the Ministry of Environment Water & Agriculture (MEWA).

Detailed information about this strain is available under license agreement or subscription.

**KAUST 040 – “CCAP 293/7”**



Unicellular Microulva isolated by John Archer’s team.

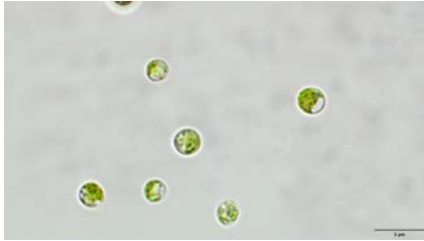
Cultivation medium: Red Sea water medium with f/2 nutrients.

GPS coordinate: 22°22'37.8"N 39°03'18.1"E

*Strain Identification*

Detailed information about this strain is available under license agreement or subscription.

### KAUST 041 – “CCAP 293/9”



Unicellular Microulva isolated by John Archer’s team.

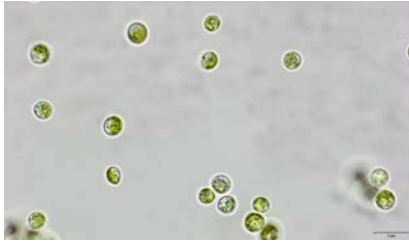
Cultivation medium: Red Sea water medium with f/2 nutrients.

GPS coordinate: 22°22'37.8"N 39°03'18.1"E

### *Strain Identification*

Detailed information about this strain is available under license agreement or subscription.

## KAUST 042 – “CCAP 293/8”



Unicellular Microulva isolated by John Archer’s team.

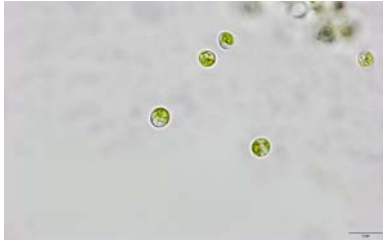
Cultivation medium: Red Sea water medium with f/2 nutrients.

GPS coordinate: 22°22'37.8"N 39°03'18.1"E

### *Strain Identification*

Detailed information about this strain is available under license agreement or subscription.

**KAUST 043 – “CCAP 293/10”**



Unicellular Microulva isolated by John Archer's team.

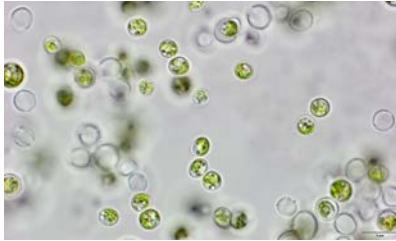
Cultivation medium: Red Sea water medium with f/2 nutrients.

GPS coordinate: 22°22'37.8"N 39°03'18.1"E

*Strain Identification*

Detailed information about this strain is available under license agreement or subscription.

**KAUST 044 - "CCAP 1479/18"**



Unicellular Microulva isolated by John Archer's team.

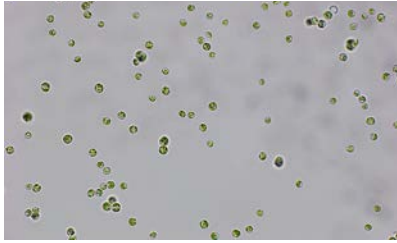
Cultivation medium: Red Sea water medium with f/2 nutrients.

GPS coordinate: 22°22'37.8"N 39°03'18.1"E

*Strain Identification*

Detailed information about this strain is available under license agreement or subscription.

**KAUST 045 – “CCAP 1479/22”**



Unicellular *Microulva* isolated by John Archer's team.

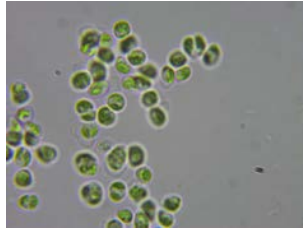
Cultivation medium: Red Sea water medium with f/2 nutrients.

GPS coordinate: 22°22'37.8"N 39°03'18.1"E

*Strain Identification*

Detailed information about this strain is available under license agreement or subscription.

**KAUST 046 – *Chlorella sorokiniana***



Freshwater *Chlorella sorokiniana* isolated at King Abdullah University of Science and Technology (Thuwal, Makkah), in the Red Sea coast region.

Cultivation medium: BG-11

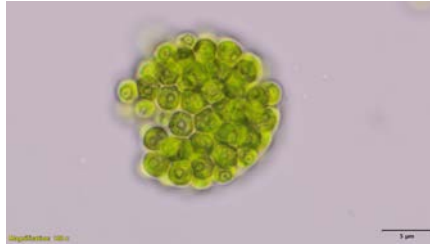
GPS coordinate: 22°18'29.0"N 39°06'23.0"E

***Strain Identification***

Besides the morphological taxonomy, according to the DNA amplification for the partial sequence of 18S ribosomal DNA – Cdm F/Cdm R- used in a BLAST search, the sequence identity of 100% shows that *Chlorella sorokiniana* isolate LWG002615 is a relative.

Detailed information about this strain is available under license agreement or subscription.

## KAUST 047 - Green alga of currently unknown identity



Freshwater green alga isolated at a volcanic area  
– Al Wahbah well.


Cultivation medium: BG-11

GPS coordinate: 22°54'22.0"N 41°08'07.0"E

### *Strain Identification*

Detailed information about this strain is available under license agreement or subscription.

### KAUST 048 - *Chlamydomonas reinhardtii*



Freshwater "*Chlamydomonas reinhardtii*" isolated from an Oasis at a volcanic area – Al Wahbah well.

Cultivation medium: BG-11

GPS coordinate: 22°54'22.0"N 41°08'07.0"E

#### *Strain Identification*

Besides the morphological taxonomy, according to the DNA amplification for the partial sequence of Internal transcribed spacer 1 - ITS1 F (modified)/ITS2T R - used in a BLAST search, the sequence identity of 86% shows that "*Chlamydomonas reinhardtii*" is a relative.

\**Chlamydomonas* taxonomy is currently undergoing revision, and true identity by ITS is not conclusive. Therefore, the name is indicated in quotations.

Detailed information about this strain is available under license agreement or subscription.

### KAUST 049 - *Trichocoleus desertorum*



Freshwater *Trichocoleus desertorum* isolated at Moon Valley desert.

Cultivation medium: BG-11

GPS coordinate: 23°37'36.8"N 38°48'29.0"E

#### *Strain Identification*

Besides the morphological taxonomy, taxonomic classification was evaluated by first performing a genome assembly of the strain, followed by 16s rRNA sequence isolation using Barrnap and a k-mer based classification using Kraken2. rRNA sequences were searched against the NCBI database using BLAST. Both analyses show "*Trichocoleus desertorum*" is a relative, with a BLAST results showing a sequence identity of 93.64%.

Detailed information about this strain is available under license agreement or subscription.

### KAUST 050 - Green alga of currently unknown identity



Freshwater green alga isolated at Moon Valley desert.

Cultivation medium: BG-11

GPS coordinate: 23°37'36.8"N 38°48'29.0"E

### *Strain Identification*

Detailed information about this strain is available under license agreement or subscription.

### KAUST 051 - Cyanobacterium of currently unknown identity



Freshwater cyanobacterium isolated from tanks in the city of Asfan.

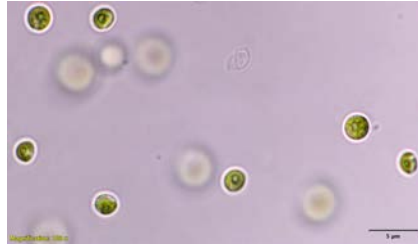
Cultivation medium: BG-11

GPS coordinate: 21°50'34.0"N 39°24'14.6"E

### *Strain Identification*

Detailed information about this strain is available under license agreement or subscription.

### KAUST 052 - Green alga of currently unknown identity



Freshwater green alga isolated from tanks in the city of Asfan.


Cultivation medium: BG-11

GPS coordinate: 21°50'34.0"N 39°24'14.6"E

### *Strain Identification*

Detailed information about this strain is available under license agreement or subscription.

**KAUST 053 - *Chlamydomonadales* sp.**



Seawater "*Chlamydomonadales* sp." isolated from Al Wahbah crater.

Cultivation medium: Red Sea water medium with f/2 nutrients..

GPS coordinate: 22°54'04.0"N 41°08'21.1"E

***Strain Identification***

Besides the morphological taxonomy, according to the DNA amplification for the partial sequence of 18S ribosomal DNA – Cdm F/Cdm R- used in a BLAST search, the sequence identity of 97.59% shows that "*Chlamydomonadales* sp." is a relative.

\**Chlamydomonas* taxonomy is currently undergoing revision, and true identity by 18S is not conclusive. Therefore, the name is indicated in quotations.

Detailed information about this strain is available under license agreement or subscription.

### KAUST 054 - *Dunaliella polymorpha*



Seawater *Dunaliella polymorpha* isolated from Al Wahbah crater.

Cultivation medium: Red Sea water medium with f/2 nutrients..

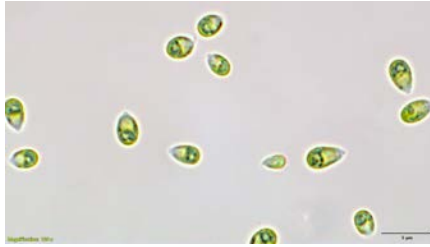
GPS coordinate: 22°54'04.0"N 41°08'21.1"E

#### *Strain Identification*

Besides the morphological taxonomy, according to the DNA amplification for the partial sequence of Internal transcribed spacer 1 - ITS1 F (modified)/ITS2T R - used in a BLAST search, the sequence identity of 77.87% shows that *Dunaliella polymorpha* is a relative.

Detailed information about this strain is available under license agreement or subscription.

### KAUST 055 - *Lobochlamys* sp.



Seawater "*Lobochlamys* sp." isolated from Al Wahbah crater.

Cultivation medium: Red Sea water medium with f/2 nutrients..

GPS coordinate: 22°54'04.0"N 41°08'21.1"E

#### *Strain Identification*

Besides the morphological taxonomy, according to the DNA amplification for the partial sequence of 18S ribosomal DNA – Cdm F/Cdm R- used in a BLAST search, the sequence identity of 97% shows that "*Lobochlamys* sp." is a relative.

\**Chlamydomonas* taxonomy is currently undergoing revision, and true identity by 18S is not conclusive. Therefore, the name is indicated in quotations.

Detailed information about this strain is available under license agreement or subscription.

## KAUST 056 - Cyanobacterium of currently unknown identity



Freshwater cyanobacterium isolated from Al Wahbah crater.

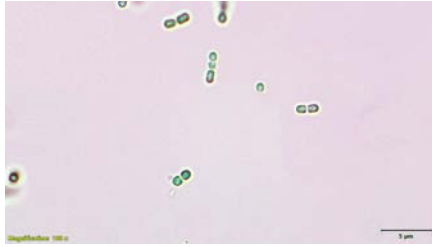
Cultivation medium: BG-11.

GPS coordinate: 22°54'04.0"N 41°08'21.1"E

### *Strain Identification*

Detailed information about this strain is available under license agreement or subscription.

### KAUST 057 - Cyanobacterium of currently unknown identity



Seawater cyanobacterium isolated from North Beach at King Abdullah University of Science and Technology (Thuwal, Makkah), in the mid-Red Sea coast region.

Cultivation medium: Red Sea water medium with f/2 nutrients..

GPS coordinate: 23°37'02.6"N 38°48'17.8"E

#### *Strain Identification*

Detailed information about this strain is available under license agreement or subscription.

### KAUST 058 - Diatom of currently unknown identity



Seawater diatom isolated from North Beach at King Abdullah University of Science and Technology (Thuwal, Makkah), in the mid-Red Sea coast region.

Cultivation medium: Red Sea water medium with f/2 nutrients.

GPS coordinate: 23°37'02.6"N 38°48'17.8"E

#### *Strain Identification*

Detailed information about this strain is available under license agreement or subscription.

### KAUST 059 - Cyanobacterium of currently unknown identity



Seawater cyanobacterium isolated from North Beach at King Abdullah University of Science and Technology (Thuwal, Makkah), in the mid-Red Sea coast region.

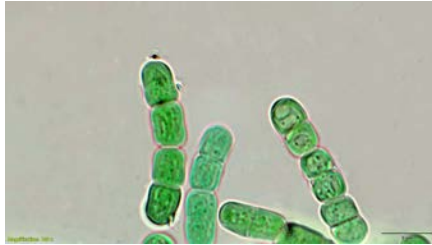
Cultivation medium: Red Sea water medium with f/2 nutrients..

GPS coordinate: 23°37'02.6"N 38°48'17.8"E

#### *Strain Identification*

Detailed information about this strain is available under license agreement or subscription.

### KAUST 060 - Cyanobacterium of currently unknown identity



Freshwater cyanobacterium isolated from the Dunes of Masturah desert.

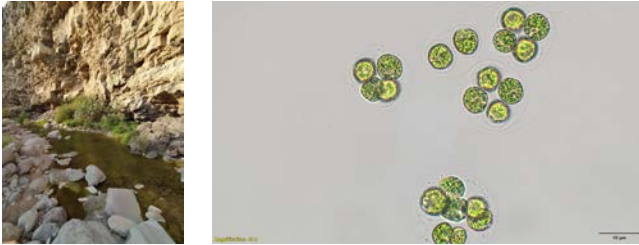
Cultivation medium: BG-11.

GPS coordinate: 23°37'02.6"N 38°48'17.8"E

### *Strain Identification*

Detailed information about this strain is available under license agreement or subscription.

**KAUST 061 - *Pleodorina illinoisensis***



Freshwater *Pleodorina illinoisensis* isolated from hot springs of Wadi Zee Valley.

Cultivation medium: BG-11.

GPS coordinate: 22°43'27.6"N 39°48'37.5"E

*Strain Identification*

Besides the morphological taxonomy, according to the DNA amplification for the partial sequence of 18S ribosomal DNA – Cdm F/Cdm R - used in a BLAST search, the sequence identity of 99.13% shows that *Pleodorina illinoisensis* is a relative.

Detailed information about this strain is available under license agreement or subscription.

### KAUST 062 - *Coelastrum microporum*



Freshwater *Coelastrum microporum* isolated from hot springs of Wadi Zee Valley.

Cultivation medium: BG-11.

GPS coordinate: 22°43'27.6"N 39°48'37.5"E

#### *Strain Identification*

Besides the morphological taxonomy, according to the DNA amplification for the partial sequence of Internal transcribed spacer 1 - ITS1 F (modified)/ITS2T R - used in a BLAST search, the sequence identity of 98.24% shows that *Coelastrum microporum* is a relative.

Detailed information about this strain is available under license agreement or subscription.

**KAUST 063 - *Monoraphidium circinale***



Freshwater *Monoraphidium circinale* isolated from hot springs of Wadi Zee Valley.

Cultivation medium: BG-11.

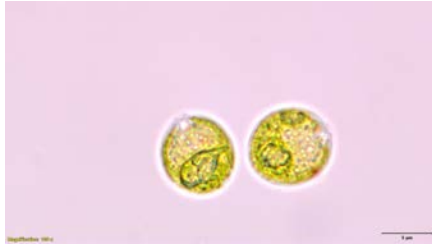
GPS coordinate: 22°43'27.6"N 39°48'37.5"E

*Strain Identification*

Besides the morphological taxonomy, according to the DNA amplification for the partial sequence of Ribulose-1,5-bisphosphate carboxylase/oxygenase -Large subunit -RbcL F /RbcL R - used in a BLAST search, the sequence identity of 96.60% shows that *Monoraphidium circinale* is a relative.

Detailed information about this strain is available under license agreement or subscription.

**KAUST 064 - *Chlamydomonas* sp.**



Freshwater "*Chlamydomonas* sp." isolated from hot springs of Wadi Zee Valley.

Cultivation medium: BG-11.

GPS coordinate: 22°43'27.6"N 39°48'37.5"E

***Strain Identification***

Besides the morphological taxonomy, according to the DNA amplification for the partial sequence of Internal transcribed spacer 1 - ITS1 F (modified)/ITS2T R - used in a BLAST search, the sequence identity of 91.84% shows that the strain currently identified as "*Chlamydomonas* sp. KU108" is a relative.

\**Chlamydomonas* taxonomy is currently undergoing revision, and true identity by ITS is not conclusive. Therefore, the name is indicated in quotations.

Detailed information about this strain is available under license agreement or subscription.

**KAUST 065 – *Phormidesmis molle***



Freshwater *Phormidesmis molle* isolated from hot springs of Wadi Zee Valley.

Cultivation medium: BG-11.

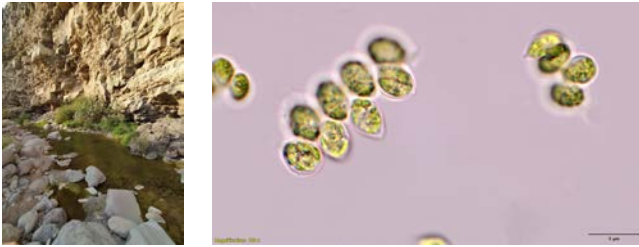
GPS coordinate: 22°43'27.6"N 39°48'37.5"E

***Strain Identification***

Besides the morphological taxonomy, according to the DNA amplification for the partial sequence of 16S ribosomal DNA – Cya106 F/Cya781b R- used in a BLAST search, the sequence identity of 100% shows that *Phormidesmis molle* DS2\_D14 is a relative.

Detailed information about this strain is available under license agreement or subscription.

**KAUST 066 – *Desmodesmus* sp.**



Freshwater *Desmodesmus* sp. isolated from hot springs of Wadi Zee Valley.

Cultivation medium: BG-11.

GPS coordinate: 22°43'27.6"N 39°48'37.5"E

***Strain Identification***

Besides the morphological taxonomy, according to the DNA amplification for the partial sequence of Internal transcribed spacer 1 - ITS1 F (modified)/ITS2T R - used in a BLAST search, the sequence identity of 100% shows that the strain currently identified as *Desmodesmus* sp. Jo\_2 is a relative.

Detailed information about this strain is available under license agreement or subscription.

### KAUST 067 - *Scenedesmus* sp.



Freshwater *Scenedesmus* sp. isolated from hot springs of Wadi Zee Valley.

Cultivation medium: BG-11.

GPS coordinate: 22°43'27.6"N 39°48'37.5"E

### *Strain Identification*

Besides the morphological taxonomy, according to the DNA amplification for the partial sequence of 18S ribosomal DNA – Cdm F/Cdm R - used in a BLAST search, the sequence identity of 99.13% shows that *Scenedesmus* sp. KNUA019 is a relative.

\*This strain was shared with the DAB-KSA team in August/2024 for further analysis in scale-up cultivations.

Detailed information about this strain is available under license agreement or subscription.

### KAUST 068 - *Nitzschia* sp.



Seawater *Nitzschia* sp. isolated from hot springs of Wadi Zee Valley.

Cultivation medium: Red Sea water medium with f/2 nutrients..

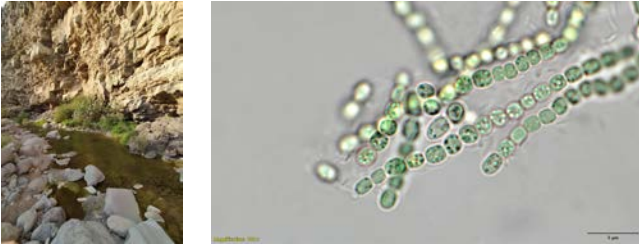
GPS coordinate: 22°43'27.6"N 39°48'37.5"E

#### *Strain Identification*

Besides the morphological taxonomy, according to the DNA amplification for the partial sequence of 18S ribosomal DNA – Cdm F/Cdm R- used in a BLAST search, the sequence identity of 100% shows that *Nitzschia* sp. is a relative.

Detailed information about this strain is available under license agreement or subscription.

**KAUST 069 - *Anabaenopsis* sp.**



Freshwater *Anabaenopsis* sp. isolated from hot springs of Wadi Zee Valley.

Cultivation medium: BG-11.

GPS coordinate: 22°43'27.6"N 39°48'37.5"E

*Strain Identification*

Besides the morphological taxonomy, according to the DNA amplification for the partial sequence of 16S ribosomal DNA – Cya106 F/Cya781b R- used in a BLAST search, the sequence identity of 100% shows that *Anabaenopsis* sp. is a relative.

Detailed information about this strain is available under license agreement or subscription.

### KAUST 070 - *Fistulifera saprophila*



Seawater *Fistulifera saprophila* isolated from hot springs of Wadi Zee Valley.

Cultivation medium: Red Sea water medium with f/2 nutrients..

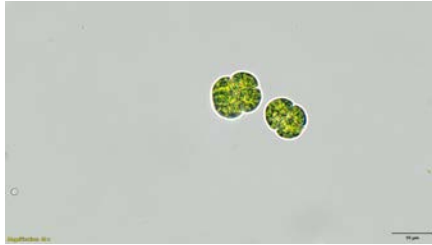
GPS coordinate: 22°43'27.6"N 39°48'37.5"E

#### *Strain Identification*

Besides the morphological taxonomy, according to the DNA amplification for the partial sequence of 18S ribosomal DNA – Cdm F/Cdm R- used in a BLAST search, the sequence identity of 100% shows that *Fistulifera saprophila* is a relative.

Detailed information about this strain is available under license agreement or subscription.

### KAUST 071 – *Desmodesmus* sp.



Freshwater *Desmodesmus* sp. isolated from hot springs of Wadi Zee Valley.

Cultivation medium: BG-11.

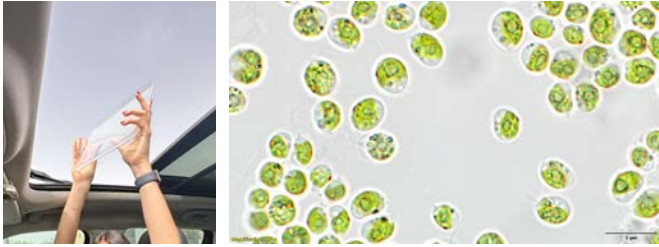
GPS coordinate: 22°43'27.6"N 39°48'37.5"E

#### *Strain Identification*

Besides the morphological taxonomy, according to the DNA amplification for the partial sequence of Internal transcribed spacer 1 - ITS1 F (modified)/ITS2T R - used in a BLAST search, the sequence identity of 86.32% shows that *Desmodesmus* sp. is a relative.

Detailed information about this strain is available under license agreement or subscription.

**KAUST 072 - *Chlamydomonas* sp.**



Freshwater "*Chlamydomonas* sp." isolated during a sandstorm at King Abdullah University of Science and Technology (Thuwal, Makkah), in the mid-Red Sea coast region.

Cultivation medium: BG-11

GPS coordinate: 22°18'28.0"N 39°06'23.0"E

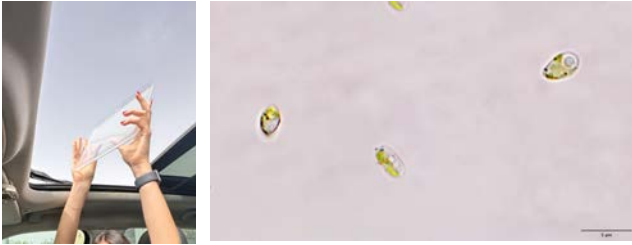
*Strain Identification*

Besides the morphological taxonomy, according to the DNA amplification for the partial sequence of Internal transcribed spacer 1 - ITS1 F (modified)/ITS2T R - used in a BLAST search, the sequence identity of 95.22% shows that the strain currently identified as "*Chlamydomonas* sp. YACCYB80" is a relative.

\**Chlamydomonas* taxonomy is currently undergoing revision, and true identity by ITS is not conclusive. Therefore, the name is indicated in quotations.

Detailed information about this strain is available under license agreement or subscription.

### KAUST 073 - Green alga of currently unknown identity



Freshwater green alga isolated during a sandstorm at King Abdullah University of Science and Technology (Thuwal, Makkah), in the mid-Red Sea coast region.

Cultivation medium: BG-11

GPS coordinate: 22°18'28.0"N 39°06'23.0"E

### *Strain Identification*

Detailed information about this strain is available under license agreement or subscription.

### KAUST 074 - *Tetranephris brasiliensis*



Freshwater *Tetranephris brasiliensis* isolated during a sandstorm at King Abdullah University of Science and Technology (Thuwal, Makkah), in the mid-Red Sea coast region.

Cultivation medium: BG-11

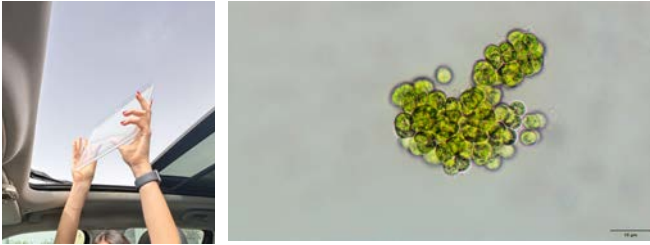
GPS coordinate: 22°18'28.0"N 39°06'23.0"E

#### *Strain Identification*

Besides the morphological taxonomy, according to the DNA amplification for the partial sequence of 18S ribosomal DNA – Cdm F/Cdm R- used in a BLAST search, the sequence identity of 84.93% shows that *Tetranephris brasiliensis* - strain: GS3c is a relative.

Detailed information about this strain is available under license agreement or subscription.

### KAUST 075 - Green alga of currently unknown identity



Freshwater green alga isolated during a sandstorm at King Abdullah University of Science and Technology (Thuwal, Makkah), in the mid-Red Sea coast region.

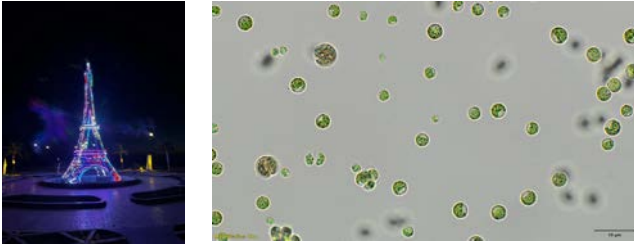
Cultivation medium: BG-11

GPS coordinate: 22°18'28.0"N 39°06'23.0"E

### *Strain Identification*

Detailed information about this strain is available under license agreement or subscription.

### KAUST 076 - Green alga of currently unknown identity



Freshwater green alga isolated from Duba Corniche, at the Eiffel tower monument.

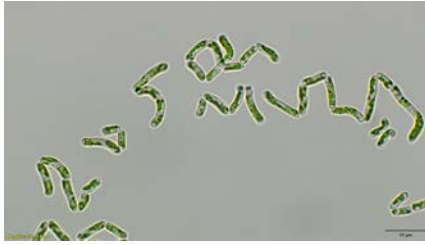
Cultivation medium: BG-11

GPS coordinate: 27°21'11.1"N 35°40'38.6"E

### *Strain Identification*

Detailed information about this strain is available under license agreement or subscription.

**KAUST 077 - *Stichococcus mirabilis***



Freshwater *Stichococcus mirabilis* isolated from Duba Corniche, at the Eiffel tower monument.

Cultivation medium: BG-11

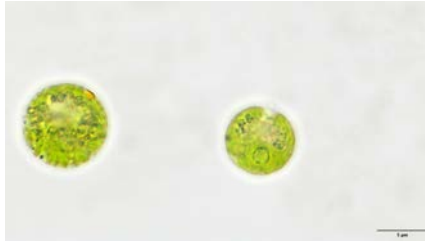
GPS coordinate: 27°21'11.1"N 35°40'38.6"E

***Strain Identification***

Besides the morphological taxonomy, according to the DNA amplification for the partial sequence of 18S ribosomal DNA – Cdm F/Cdm R- used in a BLAST search, the sequence identity of 99.23% shows that *Stichococcus mirabilis* – strain SAG 379-3a is a relative.

Detailed information about this strain is available under license agreement or subscription.

### KAUST 078 - *Chlamydomonas reinhardtii*



Freshwater "*Chlamydomonas reinhardtii*" isolated from Duba Corniche, at the Eiffel tower monument.

Cultivation medium: BG-11

GPS coordinate: 27°21'11.1"N 35°40'38.6"E


#### *Strain Identification*

Besides the morphological taxonomy, according to the DNA amplification for the partial sequence of Internal transcribed spacer 1 - ITS1 F (modified)/ITS2T R - used in a BLAST search, the sequence identity of 91.43% shows that "*Chlamydomonas reinhardtii*" is a relative.

\**Chlamydomonas* taxonomy is currently undergoing revision, and true identity by ITS is not conclusive. Therefore, the name is indicated in quotations.

Detailed information about this strain is available under license agreement or subscription.

### KAUST 079 - Diatom of currently unknown identity



Seawater diatom isolated from Haddah Beach North, at NEOM Region.

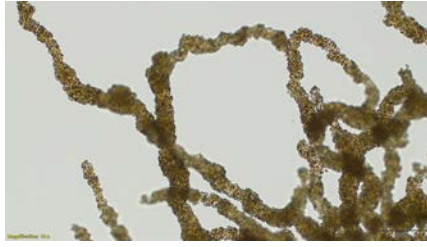

Cultivation medium: Red Sea water medium with f/2 nutrients.

GPS coordinate: 28°04'54.1"N 34°50'08.4"E

### *Strain Identification*

Detailed information about this strain is available under license agreement or subscription.

### KAUST 080 - Diatom of currently unknown identity



Seawater diatom isolated from Haddah Beach North, at NEOM Region.


Cultivation medium: Red Sea water medium with f/2 nutrients.

GPS coordinate: 28°04'54.1"N 34°50'08.4"E

### *Strain Identification*

Detailed information about this strain is available under license agreement or subscription.

### KAUST 081 - Green alga of currently unknown identity



Seawater green alga isolated from Haddah Beach South, at NEOM Region.

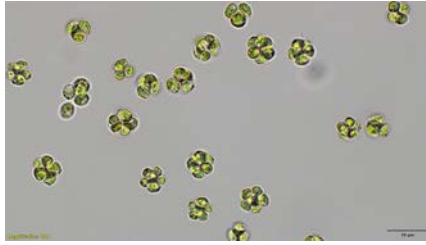
Cultivation medium: Red Sea water medium with f/2 nutrients.

GPS coordinate: 28°04'32.7"N 34°51'29.8"E

### *Strain Identification*

Detailed information about this strain is available under license agreement or subscription.

## KAUST 082 - Green alga of currently unknown identity



Seawater green alga isolated from Haddah Beach South, at NEOM Region.

Cultivation medium: Red Sea water medium with f/2 nutrients.

GPS coordinate: 28°04'32.7"N 34°51'29.8"E

### *Strain Identification*

Detailed information about this strain is available under license agreement or subscription.

**KAUST 083 - *Nitzschia* sp.**



Seawater *Nitzschia* sp. isolated from NEOM Region, at the cost of Royal Tulip Resort.

Cultivation medium: Red Sea water medium with f/2 nutrients.

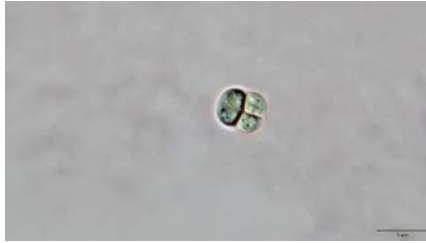
GPS coordinate: 28°02'55.6"N 35°13'00.7"E

*Strain Identification*

Besides the morphological taxonomy, according to the DNA amplification for the partial sequence of 18S ribosomal DNA – Cdm F/Cdm R- used in a BLAST search, the sequence identity of 100% shows that *Nitzschia* sp. VNikulin-2024a is a relative.

Detailed information about this strain is available under license agreement or subscription.

### KAUST 084 - Cyanobacterium of currently unknown identity



Freshwater cyanobacterium isolated from rocks at Haddah Beach South, at NEOM Region.

Cultivation medium: BG-11

GPS coordinate: 28°04'32.7"N 34°51'29.8"E

### *Strain Identification*

Detailed information about this strain is available under license agreement or subscription.

### KAUST 085 - Cyanobacterium of currently unknown identity



Freshwater cyanobacterium isolated from rocks at Haddah Beach South, at NEOM Region.


Cultivation medium: BG-11

GPS coordinate: 28°04'32.7"N 34°51'29.8"E

### *Strain Identification*

Detailed information about this strain is available under license agreement or subscription.

### KAUST 086 - Green alga of currently unknown identity



Freshwater green algae from rocks at Haddah Beach North, at NEOM Region.

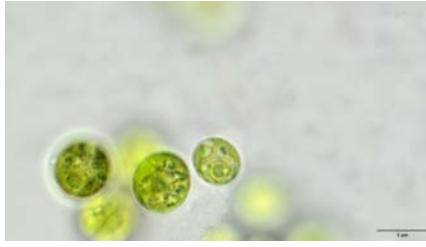

Cultivation medium: BG-11

GPS coordinate: 28°04'32.7"N 34°51'29.8"E

### *Strain Identification*

Detailed information about this strain is available under license agreement or subscription.

### KAUST 087 - *Chlamydomonas isabeliensis*



Freshwater "*Chlamydomonas isabeliensis*" isolated from rocks at Haddah Beach North, at NEOM Region.

Cultivation medium: BG-11

GPS coordinate: 28°04'32.7"N 34°51'29.8"E

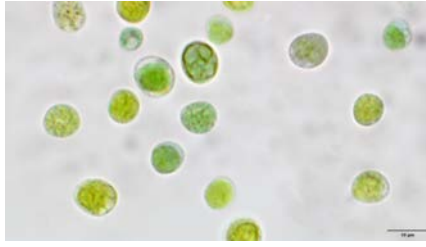

#### *Strain Identification*

Besides the morphological taxonomy, according to the DNA amplification for the partial sequence of 18S ribosomal DNA – Cdm F/Cdm R- used in a BLAST search, the sequence identity of 99.27% shows that the strain currently identified as "*Chlamydomonas isabeliensis*" is a relative.

\**Chlamydomonas* taxonomy is currently undergoing revision, and true identity by 18S is not conclusive. Therefore, the name is indicated in quotations.

Detailed information about this strain is available under license agreement or subscription.

### KAUST 088 - Cyanobacterium of currently unknown identity



Freshwater cyanobacterium isolated from rocks at Haddah Beach North, at NEOM Region.

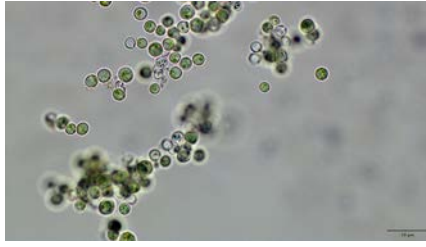

Cultivation medium: BG-11

GPS coordinate: 28°04'32.7"N 34°51'29.8"E

### *Strain Identification*

Detailed information about this strain is available under license agreement or subscription.

### KAUST 089 - Green alga of currently unknown identity



Seawater green alga isolated from rocks at Haddah Beach North, at NEOM Region.

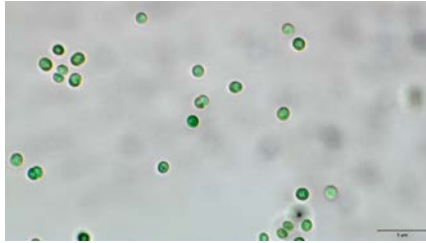
Cultivation medium: Red Sea water medium with f/2 nutrients.

GPS coordinate: 28°04'32.7"N 34°51'29.8"E

### *Strain Identification*

Detailed information about this strain is available under license agreement or subscription.

### KAUST 090 – *Synechocystis* sp.



Freshwater *Synechocystis* sp. isolated from the coast at Jubail.

Cultivation medium: BG-11

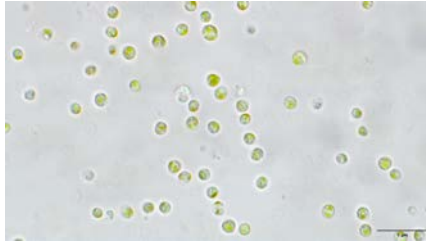
GPS coordinate: 27°05'02.0"N 49°32'07.9"E

#### *Strain Identification*

Besides the morphological taxonomy, taxonomic classification was evaluated by first performing a genome assembly of the strain, followed by 16s rRNA sequence isolation using Barrnap and a k-mer based classification using Kraken2. rRNA sequences were searched against the NCBI database using BLAST. Both analyses show “*Synechocystis* sp. PCC 6803” is a relative, with a BLAST results showing a sequence identity of 99.60%.

Detailed information about this strain is available under license agreement or subscription.

### KAUST 091 - Green alga of currently unknown identity



Seawater green alga isolated from the coast at Jubail.

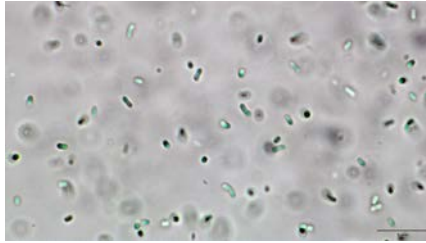
Cultivation medium: Red Sea water medium with f/2 nutrients.

GPS coordinate: 27°05'02.0"N 49°32'07.9"E

### *Strain Identification*

Detailed information about this strain is available under license agreement or subscription.

## KAUST 092 - Cyanobacterium of currently unknown identity



Freshwater cyanobacterium isolated from a bridge close to the coast at Jubail.

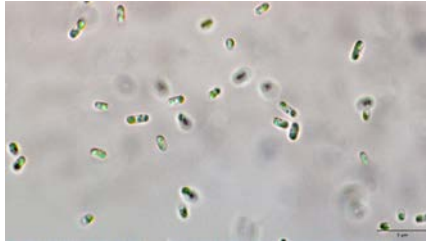
Cultivation medium: BG-11

GPS coordinate: 27°07'14.0"N 49°34'16.0"E

### *Strain Identification*

Detailed information about this strain is available under license agreement or subscription.

### KAUST 093 – Cyanobacterium of currently unknown identity



Seawater cyanobacterium isolated from a bridge close to the coast at Jubail.

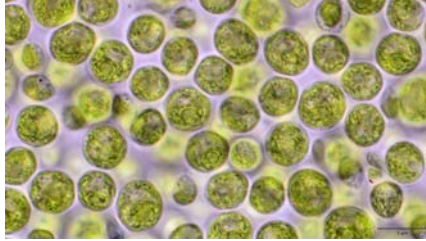
Cultivation medium: Red Sea water medium with f/2 nutrients.

GPS coordinate: 27°07'14.0"N 49°34'16.0"E

### *Strain Identification*

Detailed information about this strain is available under license agreement or subscription.

**KAUST 094 - *Heterochlorella luteoviridis***



Freshwater *Heterochlorella luteoviridis* isolated from a bridge close to the coast at Jubail.

Cultivation medium: BG-11

GPS coordinate: 27°07'14.0"N 49°34'16.0"E

***Strain Identification***

Besides the morphological taxonomy, according to the DNA amplification for the partial sequence of Ribulose-1,5-bisphosphate carboxylase/oxygenase -Large subunit -RbcL F /RbcL R - used in a BLAST search, the sequence identity of 95.83% shows that *Heterochlorella luteoviridis* is a relative.

Detailed information about this strain is available under license agreement or subscription.

**KAUST 095 - *Chlamydomonas* sp.**



Freshwater "*Chlamydomonas* sp." isolated from Jubail area.

Cultivation medium: BG-11

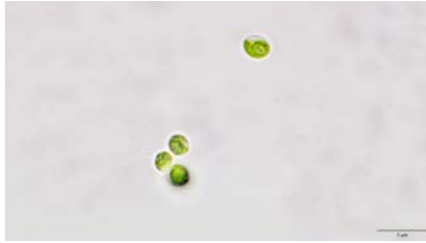
GPS coordinate: 27°05'02.0"N 49°32'22.3"E

*Strain Identification*

\**Chlamydomonas* taxonomy is currently undergoing revision, and true identity by 18S is not conclusive. Therefore, the name is indicated in quotations.

Detailed information about this strain is available under license agreement or subscription.

### KAUST 096 - Green alga of currently unknown identity



Freshwater green alga isolated from Jubail area.

Cultivation medium: BG-11

GPS coordinate: 27°05'02.0"N 49°32'22.3"E

### *Strain Identification*

Detailed information about this strain is available under license agreement or subscription.

### KAUST 097 - Cyanobacterium of currently unknown identity



Freshwater cyanobacterium isolated from Jubail area.

Cultivation medium: BG-11

GPS coordinate: 27°05'02.0"N 49°32'22.3"E

#### *Strain Identification*

Detailed information about this strain is available under license agreement or subscription.

### KAUST 098 - Cyanobacterium of currently unknown identity



Freshwater cyanobacterium isolated from Jubail area.

Cultivation medium: BG-11

GPS coordinate: 27°05'02.0"N 49°32'22.3"E

#### *Strain Identification*

Detailed information about this strain is available under license agreement or subscription.

### KAUST 099 - Green alga of currently unknown identity



Freshwater green alga isolated from Mangroves at Dammam area (Abu Hadriah Highway).

Cultivation medium: BG-11

GPS coordinate: 26°49'26.0"N 49°34'37.0"E

### *Strain Identification*

Detailed information about this strain is available under license agreement or subscription.

### KAUST 100 - *Viridiparva madeirensis*



Freshwater *Viridiparva madeirensis* isolated from a bark tree at Deffi Park at Jubail.

Cultivation medium: BG-11

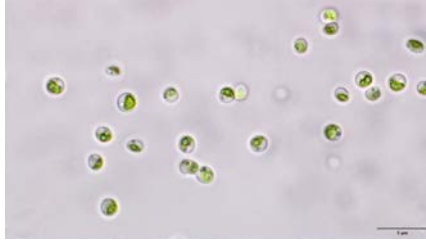
GPS coordinate: 27°08'43.0"N 49°32'07.0"E

#### *Strain Identification*

Besides the morphological taxonomy, according to the DNA amplification for the partial sequence of Ribulose-1,5-bisphosphate carboxylase/oxygenase -Large subunit -RbcL F /RbcL R - used in a BLAST search, the sequence identity of 95.41% shows that *Viridiparva madeirensis* is a relative.

Detailed information about this strain is available under license agreement or subscription.

### KAUST 101 - Green alga of currently unknown identity



Freshwater green alga isolated from a bark tree at Deffi Park at Jubail.

Cultivation medium: BG-11

GPS coordinate: 27°08'43.0"N 49°32'07.0"E

### *Strain Identification*

Detailed information about this strain is available under license agreement or subscription.

**KAUST 102 - *Stichococcus* sp.**



Freshwater *Stichooccus* sp. isolated from a bark tree at Deffi Park at Jubail.

Cultivation medium: BG-11

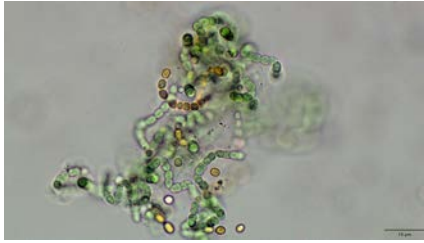
GPS coordinate: 27°08'43.0"N 49°32'07.0"E

***Strain Identification***

Besides the morphological taxonomy, according to the DNA amplification for the partial sequence of Ribulose-1,5-bisphosphate carboxylase/oxygenase -Large subunit -RbcL F /RbcL R - used in a BLAST search, the sequence identity of 97.73% shows that *Stichooccus* sp. is a relative.

Detailed information about this strain is available under license agreement or subscription.

### KAUST 103 - Cyanobacterium of currently unknown identity



Freshwater cyanobacterium isolated from the Deserts regions of Al Ula, located in the Medina Region in north-western Saudi Arabia.

Cultivation medium: BG-11

GPS coordinate: 26°36'59.99"N 37°54'59.99"E

#### *Strain Identification*

Detailed information about this strain is available under license agreement or subscription.

### KAUST 104 - Cyanobacterium of currently unknown identity



Freshwater cyanobacterium isolated from the Deserts regions of Al Ula, located in the Medina Region in north-western Saudi Arabia.

Cultivation medium: BG-11

GPS coordinate: 26°36'59.99"N 37°54'59.99"E

### *Strain Identification*

Detailed information about this strain is available under license agreement or subscription.

### KAUST 105 - Green alga of currently unknown identity



Freshwater green alga isolated from the area of Jeddah Corniche.

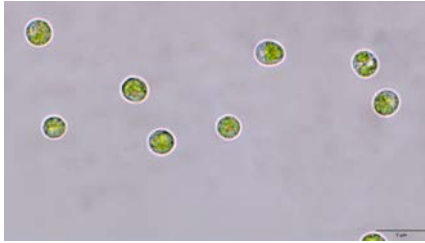
Cultivation medium: BG-11

GPS coordinate: 21°35'43.8"N 39°06'19.8"E

### *Strain Identification*

Detailed information about this strain is available under license agreement or subscription.

### KAUST 106 - Green alga of currently unknown identity



Freshwater green alga isolated from the area of Jeddah Corniche.

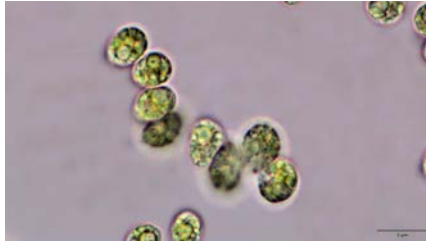
Cultivation medium: BG-11

GPS coordinate: 21°35'43.8"N 39°06'19.8"E

### *Strain Identification*

Detailed information about this strain is available under license agreement or subscription.

### KAUST 107 - Green alga of currently unknown identity



Freshwater green alga isolated from the area of Jeddah Corniche.

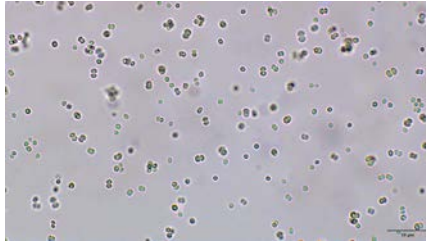
Cultivation medium: BG-11

GPS coordinate: 21°35'43.8"N 39°06'19.8"E

### *Strain Identification*

Detailed information about this strain is available under license agreement or subscription.

### KAUST 108 - Cyanobacterium of currently unknown identity



Freshwater cyanobacterium isolated from the area of Jeddah Corniche.

Cultivation medium: BG-11

GPS coordinate: 21°35'43.8"N 39°06'19.8"E

#### *Strain Identification*

Detailed information about this strain is available under license agreement or subscription.

### KAUST 109 - Green alga of currently unknown identity



Freshwater green alga isolated from the area of Khulays, Makkah Region.

Cultivation medium: BG-11

GPS coordinate: 22°8'39"N 39°35'49"E

### *Strain Identification*

Detailed information about this strain is available under license agreement or subscription.

### KAUST 110 - Green alga of currently unknown identity



Freshwater green alga isolated from the Deserts regions of Al Ula, located in the Medina Region in north-western Saudi Arabia.

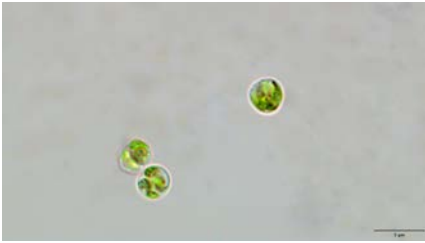
Cultivation medium: BG-11

GPS coordinate: 26°36'59.99"N 37°54'59.99"E

### *Strain Identification*

Detailed information about this strain is available under license agreement or subscription.

**KAUST 111 – *Chlorella sorokiniana***



Freshwater *Chlorella sorokiniana* isolated from the wastewater treatment plants in Makkah by Mohammad Khalil Monjed's team.

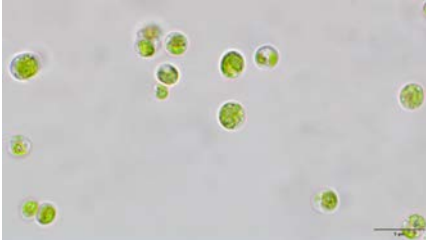
Cultivation medium: BG-11

***Strain Identification***

Besides the morphological taxonomy, according to the DNA amplification for the partial sequence of Internal transcribed spacer 1 - ITS1 F (modified)/ITS2T R - used in a BLAST search, the sequence identity of 99.55% shows that *Chlorella sorokiniana* is a relative.

Detailed information about this strain is available under license agreement or subscription.

**KAUST 112 – *Parachlorella kessleri***



Freshwater *Parachlorella kessleri* isolated from the wastewater treatment plants in Makkah by Mohammad Khalil Monjed's team.

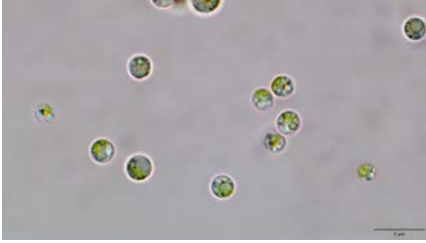
Cultivation medium: BG-11

*Strain Identification*

Besides the morphological taxonomy, according to the DNA amplification for the partial sequence of 18S ribosomal DNA – Cdm F/Cdm R- used in a BLAST search, the sequence identity of 100% shows that *Parachlorella kessleri* is a relative.

Detailed information about this strain is available under license agreement or subscription.

### KAUST 113 – *Chlorella vulgaris*



Freshwater *Chlorella vulgaris* isolated from the wastewater treatment plants in Makkah by Mohammad Khalil Monjed's team.

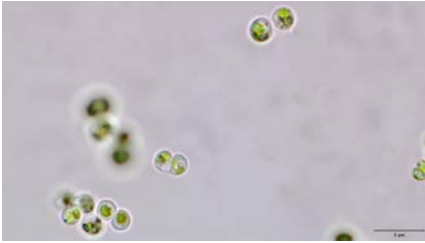
Cultivation medium: BG-11

#### *Strain Identification*

Besides the morphological taxonomy, according to the DNA amplification for the partial sequence of 18S ribosomal DNA – Cdm F/Cdm R- used in a BLAST search, the sequence identity of 100% shows that *Chlorella vulgaris* is a relative.

Detailed information about this strain is available under license agreement or subscription.

**KAUST 114 – *Chlorella* sp.**



Freshwater *Chlorella* sp. isolated from the wastewater treatment plants in Makkah by Mohammad Khalil Monjed's team.

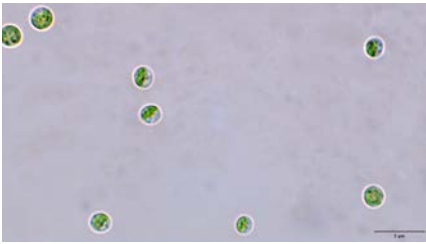
Cultivation medium: BG-11

*Strain Identification*

Besides the morphological taxonomy, according to the DNA amplification for the partial sequence of 18S ribosomal DNA – Cdm F/Cdm R- used in a BLAST search, the sequence identity of 100% shows that *Chlorella* sp. YACCYB105 is a relative.

Detailed information about this strain is available under license agreement or subscription.

### KAUST 115 – *Chlorella sorokiniana*



Seawater *Chlorella sorokiniana* isolated from non-treated wastewater at Saudi Radwa Food Company Limited facilities, located in Al-Bi'ar in the Makkah Province.

Cultivation medium: Red Sea water medium with f/2 nutrients.

GPS coordinate: 22°44'03.0"N 39°46'34.0"E

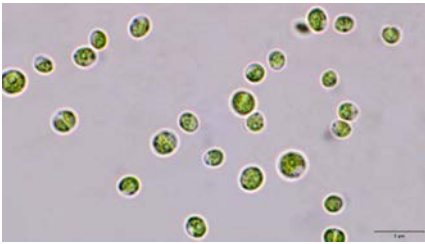
#### *Strain Identification*

Besides the morphological taxonomy, according to the DNA amplification for the partial sequence of 18S ribosomal DNA – Cdm F/Cdm R- used in a BLAST search, the sequence identity of 100% shows that *Chlorella sorokiniana* isolate HH01. BZ-2019 is a relative.

\*This strain resulted from environmental samples taken on a field trip to Saudi Radwa Food Company Limited facilities together with Development of Algal Biotechnology in the Kingdom of Saudi Arabia (DAB-KSA) team, KAUST Beacon Development, a project funded by the Ministry of Environment Water & Agriculture (MEWA). The visit was organized through the KAUST Center of Excellence in Sustainable Food Security.

Detailed information about this strain is available under license agreement or subscription.

**KAUST 116 – *Micractinium* sp.**



Freshwater *Micractinium* sp. isolated from treated wastewater at Saudi Radwa Food Company Limited facilities, located in Al-Bi'ar in the Makkah Province.

Cultivation medium: BG-11

GPS coordinate: 22°44'03.0"N 39°46'34.0"E

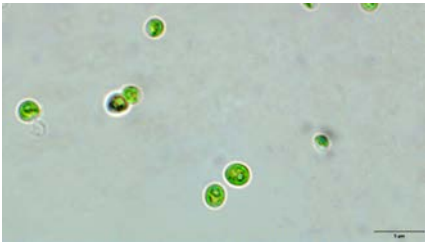
*Strain Identification*

Besides the morphological taxonomy, according to the DNA amplification for the partial sequence of 18S ribosomal DNA – Cdm F/Cdm R- used in a BLAST search, the sequence identity of 100% shows that *Micractinium* sp. ACSSI 332 is a relative.

\*This strain resulted from environmental samples taken on a field trip to Saudi Radwa Food Company Limited facilities together with Development of Algal Biotechnology in the Kingdom of Saudi Arabia (DAB-KSA) team, KAUST Beacon Development, a project funded by the Ministry of Environment Water & Agriculture (MEWA). The visit was organized through the KAUST Center of Excellence in Sustainable Food Security.

Detailed information about this strain is available under license agreement or subscription.

### KAUST 117 – *Chlorella* sp.



Freshwater *Chlorella* sp. isolated from non-treated wastewater at Saudi Radwa Food Company Limited facilities, located in Al-Bi'ar in the Makkah Province.

Cultivation medium: BG-11

GPS coordinate: 22°44'03.0"N 39°46'34.0"E

#### *Strain Identification*

Besides the morphological taxonomy, according to the DNA amplification for the partial sequence of 18S ribosomal DNA – Cdm F/Cdm R- used in a BLAST search, the sequence identity of 100% shows that *Chlorella* sp. KMMCC 1468 is a relative.

\*This strain resulted from environmental samples taken on a field trip to Saudi Radwa Food Company Limited facilities together with Development of Algal Biotechnology in the Kingdom of Saudi Arabia (DAB-KSA) team, KAUST Beacon Development, a project funded by the Ministry of Environment Water & Agriculture (MEWA). The visit was organized through the KAUST Center of Excellence in Sustainable Food Security.

Detailed information about this strain is available under license agreement or subscription.

### KAUST 118 – *Leptolyngbya breviarticulata*



Seawater *Leptolyngbya breviarticulata* isolated from a mud sample from Site 48 in the Empty Quarter Project.

Cultivation medium: Red Sea water medium with f/2 nutrients.

GPS coordinate: 20°34'07.1"N 53°05'38.6"E

#### *Strain Identification*

Besides the morphological taxonomy, according to the DNA amplification for the partial sequence of 16S ribosomal DNA – Cya106 F/Cya781b R- used in a BLAST search, the sequence identity of 99.64% shows that *Leptolyngbya breviarticulata* ISB 46 is a relative.

\*This strain resulted from environmental samples taken on a field trip by Robert Hoehndorf's team, under the Empty Quarter Project.

Detailed information about this strain is available under license agreement or subscription.

### KAUST 119 – Green alga of currently unknown identity



Seawater green alga isolated from solid biofilm at one of the farms at Saudi Radwa Food Company Limited facilities, located in Al-Bi'ar in the Makkah Province.

Cultivation medium: Red Sea water medium with f/2 nutrients.

GPS coordinate: 22°3'7"N 39°8'34"E

#### *Strain Identification*

\*This strain resulted from environmental samples taken on a field trip to Saudi Radwa Food Company Limited facilities together with Development of Algal Biotechnology in the Kingdom of Saudi Arabia (DAB-KSA) team, KAUST Beacon Development, a project funded by the Ministry of Environment Water & Agriculture (MEWA). The visit was organized through the KAUST Center of Excellence in Sustainable Food Security.

Detailed information about this strain is available under license agreement or subscription.

### KAUST 120 – Cyanobacterium of currently unknown identity



Freshwater cyanobacterium isolated from a biofilm outside pipes at Saudi Radwa Food Company Limited facilities, located in Al-Bi'ar in the Makkah Province.

Cultivation medium: BG-11

GPS coordinate: 22°44'03.0"N 39°46'34.0"E

#### *Strain Identification*

\*This strain resulted from environmental samples taken on a field trip to Saudi Radwa Food Company Limited facilities together with Development of Algal Biotechnology in the Kingdom of Saudi Arabia (DAB-KSA) team, KAUST Beacon Development, a project funded by the Ministry of Environment Water & Agriculture (MEWA). The visit was organized through the KAUST Center of Excellence in Sustainable Food Security.

Detailed information about this strain is available under license agreement or subscription.

## KAUST 121 – Diatom of currently unknown identity



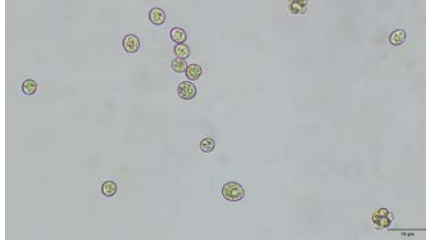
Seawater diatom isolated from a water and clay sample from Site 59 in the Empty Quarter Project. Cultivation medium: Red Sea water medium with f/2 nutrients. GPS coordinate: 20°31'24.7"N 54°47'13.7"

### *Strain Identification*

\*This strain resulted from environmental samples taken on a field trip by Robert Hoehndorf's team, under the Empty Quarter Project.

Detailed information about this strain is available under license agreement or subscription.

### KAUST 122 – Green alga of currently unknown identity



Freshwater green alga isolated from Site 54 in the Empty Quarter Project.

Cultivation medium: BG-11

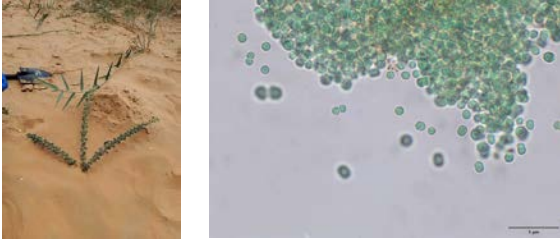
GPS coordinate: 20°55'24"N 53°57'43.936"

#### *Strain Identification*

\*This strain resulted from environmental samples taken on a field trip by Robert Hoehndorf's team, under the Empty Quarter Project.

Detailed information about this strain is available under license agreement or subscription.

### KAUST 123 – Cyanobacterium of currently unknown identity



Seawater cyanobacterium isolated from a water and clay sample from Site 60 in the Empty Quarter Project.

Cultivation medium: Red Sea water medium with f/2 nutrients.

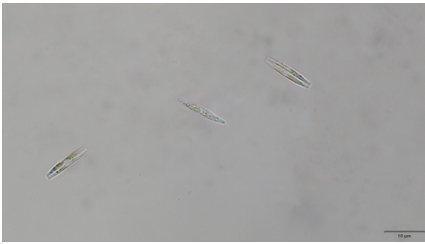
GPS coordinate: 20°42'22.948"N 54°43'55.58"E

#### *Strain Identification*

\*This strain resulted from environmental samples taken on a field trip by Robert Hoehndorf's team, under the Empty Quarter Project.

Detailed information about this strain is available under license agreement or subscription.

### KAUST 124 – Diatom of currently unknown identity



Seawater diatom isolated from non-treated wastewater at Saudi Radwa Food Company Limited facilities, located in Al-Bi'ar in the Makkah Province.

Cultivation medium: Red Sea water medium with f/2 nutrients.

GPS coordinate: 22°44'03.0"N 39°46'34.0"

#### *Strain Identification*

\*This strain resulted from environmental samples taken on a field trip to Saudi Radwa Food Company Limited facilities together with Development of Algal Biotechnology in the Kingdom of Saudi Arabia (DAB-KSA) team, KAUST Beacon Development, a project funded by the Ministry of Environment Water & Agriculture (MEWA). The visit was organized through the KAUST Center of Excellence in Sustainable Food Security.

Detailed information about this strain is available under license agreement or subscription.

### KAUST 125 – Diatom of currently unknown identity



Seawater diatom isolated from a biofilm outside pipes at Saudi Radwa Food Company Limited facilities, located in Al-Bi'ar in the Makkah Province.

Cultivation medium: Red Sea water medium with f/2 nutrients.

GPS coordinate: 22°44'03.0"N 39°46'34.0"E

#### *Strain Identification*

\*This strain resulted from environmental samples taken on a field trip to Saudi Radwa Food Company Limited facilities together with Development of Algal Biotechnology in the Kingdom of Saudi Arabia (DAB-KSA) team, KAUST Beacon Development, a project funded by the Ministry of Environment Water & Agriculture (MEWA). The visit was organized through the KAUST Center of Excellence in Sustainable Food Security.

Detailed information about this strain is available under license agreement or subscription.

## KAUST 126 – Cyanobacterium of currently unknown identity



Seawater cyanobacterium isolated from a water and clay sample from Site 60 in the Empty Quarter Project.

Cultivation medium: Red Sea water medium with f/2 nutrients.

GPS coordinate: 20°42'22.948"N 54°43'55.58"E

### *Strain Identification*

\*This strain resulted from environmental samples taken on a field trip by Robert Hoehndorf's team, under the Empty Quarter Project.

Detailed information about this strain is available under license agreement or subscription.

## KAUST 127 – Cyanobacterium of currently unknown identity



Seawater cyanobacterium isolated from a water and clay sample from Site 59 in the Empty Quarter Project.

Cultivation medium: Red Sea water medium with f/2 nutrients.

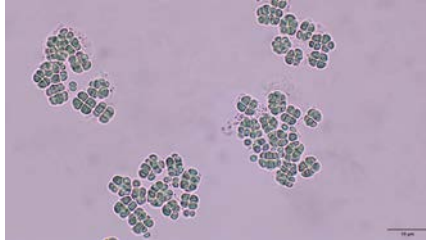
GPS coordinate: 20°31'24.7"N 54°47'13.7"

### *Strain Identification*

\*This strain resulted from environmental samples taken on a field trip by Robert Hoehndorf's team, under the Empty Quarter Project.

Detailed information about this strain is available under license agreement or subscription.

### KAUST 128 – Green alga of currently unknown identity



Freshwater green alga isolated from Site 54 in the Empty Quarter Project.

Cultivation medium: BG-11

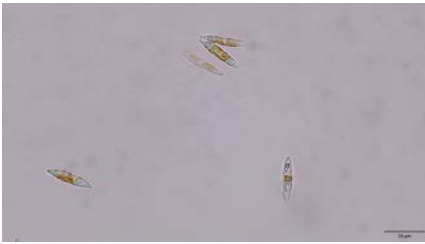
GPS coordinate: 20°55'24"N 53°57'43.936"

#### *Strain Identification*

\*This strain resulted from environmental samples taken on a field trip by Robert Hoehndorf's team, under the Empty Quarter Project.

Detailed information about this strain is available under license agreement or subscription.

### KAUST 129 – Diatom of currently unknown identity



Seawater diatom isolated from solid biofilm at one of the farms at Saudi Radwa Food Company Limited facilities, located in Al-Bi'ar in the Makkah Province.

Cultivation medium: BG-11

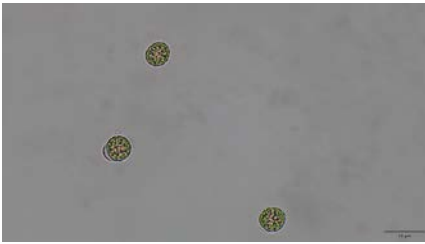
GPS coordinate: 22°3'7"N 39°8'34"E

### *Strain Identification*

\*This strain resulted from environmental samples taken on a field trip to Saudi Radwa Food Company Limited facilities together with Development of Algal Biotechnology in the Kingdom of Saudi Arabia (DAB-KSA) team, KAUST Beacon Development, a project funded by the Ministry of Environment Water & Agriculture (MEWA). The visit was organized through the KAUST Center of Excellence in Sustainable Food Security.

Detailed information about this strain is available under license agreement or subscription.

### KAUST 130 – *Asterarcys* sp.



Freshwater *Asterarcys* sp. isolated from solid biofilm at one of the farms at Saudi Radwa Food Company Limited facilities, located in Al-Bi'ar in the Makkah Province.

Cultivation medium: BG-11

GPS coordinate: 22°3'7"N 39°8'34"E

#### *Strain Identification*

Besides the morphological taxonomy, according to the DNA amplification for the partial sequence of Ribulose-1,5-bisphosphate carboxylase/oxygenase -Large subunit -RbcL F /RbcL R - used in a BLAST search, the sequence identity of 97.64% shows that *Asterarcys* sp. GA4 is a relative.

\*This strain resulted from environmental samples taken on a field trip to Saudi Radwa Food Company Limited facilities together with Development of Algal Biotechnology in the Kingdom of Saudi Arabia (DAB-KSA) team, KAUST Beacon Development, a project funded by the Ministry of Environment Water & Agriculture (MEWA). The visit was organized through the KAUST Center of Excellence in Sustainable Food Security.

Detailed information about this strain is available under license agreement or subscription.

### KAUST 131 – *Chlamydomonas* sp.



Freshwater "*Chlamydomonas* sp.". isolated from one of the farms at Saudi Radwa Food Company Limited facilities, located in Al-Bi'ar in the Makkah Province.

Cultivation medium: BG-11

GPS coordinate: 22°3'7"N 39°8'34"E

#### *Strain Identification*

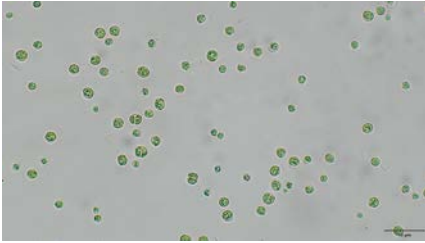
Besides the morphological taxonomy, according to the DNA amplification for the partial sequence of *rbcl\_F1* NC\_005353.1:123917/ *rbcl\_R8* NC\_005353.1:122737- used in a BLAST search, the sequence identity of 99.53% shows that "*Chlamydomonas* sp." HC1 is a relative.

\**Chlamydomonas* taxonomy is currently undergoing revision, and true identity is not conclusive. Therefore, the name is indicated in quotations.

\*This strain resulted from environmental samples taken on a field trip to Saudi Radwa Food Company Limited facilities together with Development of Algal Biotechnology in the Kingdom of Saudi Arabia (DAB-KSA) team, KAUST Beacon Development, a project funded by the Ministry of Environment Water & Agriculture (MEWA). The visit was organized through the KAUST Center of Excellence in Sustainable Food Security.

Detailed information about this strain is available under license agreement or subscription.

**KAUST 132 – *Chlorella* sp.**



Seawater *Chlorella* sp. isolated from Red Sea water samples at Jeddah Corniche by Mohammad Sherif Edris's team.

Cultivation medium: Red Sea water medium with f/2 nutrients.

*Strain Identification*

Besides the morphological taxonomy, according to the DNA amplification for the partial sequence of 18S ribosomal DNA – Cdm F/Cdm R - used in a BLAST search, the sequence identity of 100% shows that *Chlorella* sp. KMMCC C-66 is a relative.

Detailed information about this strain is available under license agreement or subscription.

### KAUST 133 – *Tetraselmis* sp.



Seawater *Tetraselmis* sp. isolated from Red Sea water samples at Jeddah Corniche by Mohammad Sherif Edris's team.

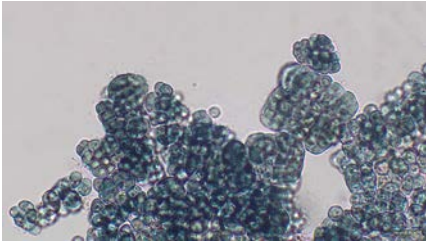
Cultivation medium: Red Sea water medium with f/2 nutrients.

### *Strain Identification*

Besides the morphological taxonomy, according to the DNA amplification for the partial sequence of Ribulose-1,5-bisphosphate carboxylase/oxygenase -Large subunit -RbcL F /RbcL R - used in a BLAST search, the sequence identity of 99.75% shows that *Tetraselmis* sp. KMMCC 84 is a relative.

Detailed information about this strain is available under license agreement or subscription.

### KAUST 134 – *Chlorella sorokiniana*



Seawater *Chlorella sorokiniana* isolated from Red Sea water samples at Jeddah Corniche by Mohammad Sherif Edris's team.

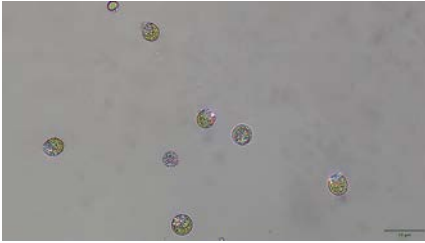
Cultivation medium: Red Sea water medium with f/2 nutrients.

### *Strain Identification*

Besides the morphological taxonomy, according to the DNA amplification for the partial sequence of Ribulose-1,5-bisphosphate carboxylase/oxygenase -Large subunit -RbcL F /RbcL R - used in a BLAST search, the sequence identity of 100% shows that *Chlorella sorokiniana* isolate 275\_4 is a relative.

Detailed information about this strain is available under license agreement or subscription.

### KAUST 135 – *Dunaliella tertiolecta*



Seawater *Dunaliella tertiolecta* isolated from Red Sea water samples at Jeddah Corniche by Mohammad Sherif Edris's team.

Cultivation medium: Red Sea water medium with f/2 nutrients.

### *Strain Identification*

Besides the morphological taxonomy, according to the DNA amplification for the partial sequence of 18S ribosomal DNA – Cdm F/Cdm R - used in a BLAST search, the sequence identity of 100% shows that *Dunaliella tertiolecta* strain CCAP 19/7C is a relative.

Detailed information about this strain is available under license agreement or subscription.

### KAUST 136 – *Monoraphidium subclavatum*



Freshwater *Monoraphidium subclavatum* isolated from solid biofilm at one of the farms at Saudi Radwa Food Company

Limited facilities, located in Al-Bi'ar in the Makkah Province.

Cultivation medium: BG-11

GPS coordinate: 22°3'7"N 39°8'34"E

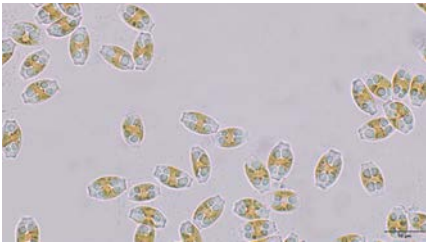
#### *Strain Identification*

Besides the morphological taxonomy, according to the DNA amplification for the partial sequence of Internal transcribed spacer 1 - ITS1 F (modified)/ITS2T R - used in a BLAST search, the sequence identity of 98.39% shows that *Monoraphidium subclavatum* strain Ga035 is a relative.

\*This strain resulted from environmental samples taken on a field trip to Saudi Radwa Food Company Limited facilities together with Development of Algal Biotechnology in the Kingdom of Saudi Arabia (DAB-KSA) team, KAUST Beacon Development, a project funded by the Ministry of Environment Water & Agriculture (MEWA). The visit was organized through the KAUST Center of Excellence in Sustainable Food Security.

Detailed information about this strain is available under license agreement or subscription.

### KAUST 137 – Diatom of currently unknown identity



Seawater diatom isolated at Saudi Radwa Food Company

Limited facilities, located in Al-Bi'ar in the Makkah Province.

Cultivation medium: Red Sea water medium with f/2 nutrients.

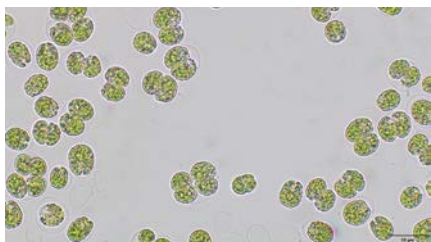
GPS coordinate: 22°44'03.0"N 39°46'34.0"E

### *Strain Identification*

\*This strain resulted from environmental samples taken on a field trip to Saudi Radwa Food Company Limited facilities together with Development of Algal Biotechnology in the Kingdom of Saudi Arabia (DAB-KSA) team, KAUST Beacon Development, a project funded by the Ministry of Environment Water & Agriculture (MEWA). The visit was organized through the KAUST Center of Excellence in Sustainable Food Security.

Detailed information about this strain is available under license agreement or subscription.

**KAUST 138 – *Chlamydomonas* sp.**



Freshwater "*Chlamydomonas* sp." isolated from one of the farms at Saudi Radwa Food Company Limited facilities, located in Al-Bi'ar in the Makkah Province.

Cultivation medium: BG-11

GPS coordinate: 22°3'7"N 39°8'34"E

*Strain Identification*

Besides the morphological taxonomy, according to the DNA amplification for the partial sequence of 18S ribosomal DNA – Cdm F/Cdm R - used in a BLAST search, the sequence identity of 100% shows that "*Chlamydomonas* sp." YACCYB5 is a relative.

\**Chlamydomonas* taxonomy is currently undergoing revision, and true identity by 18S ribosomal DNA – Cdm F/Cdm R is not conclusive. Therefore, the name is indicated in quotations.

\*This strain resulted from environmental samples taken on a field trip to Saudi Radwa Food Company Limited facilities together with Development of Algal Biotechnology in the Kingdom of Saudi Arabia (DAB-KSA) team, KAUST Beacon Development, a project funded by the Ministry of Environment Water & Agriculture (MEWA). The visit was organized through the KAUST Center of Excellence in Sustainable Food Security.

Detailed information about this strain is available under license agreement or subscription.

**KAUST 139 – *Porphyridiaceae* sp.**



Seawater *Porphyridiaceae* sp. isolated from North Beach at King Abdullah University of Science and Technology (Thuwal, Makkah), in the mid-Red Sea coast region.

Cultivation medium: Red Sea water medium with f/2 nutrients.

GPS coordinate: 23°37'02.6"N 38°48'17.8"E

***Strain Identification***

Besides the morphological taxonomy, according to the DNA amplification for the partial sequence of 18S ribosomal DNA – Cdm F/Cdm R- used in a BLAST search, the sequence identity of 100% shows that *Porphyridiaceae* sp. strain RCC4628 is a relative.

Detailed information about this strain is available under license agreement or subscription.

### KAUST 140 - Cyanobacterium of currently unknown identity



Freshwater cyanobacterium isolated from Site HQ25-KY7 in the Empty Quarter.

Cultivation medium: BG-11

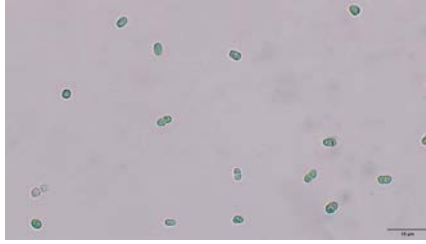
GPS coordinate: 19°39'5.202"N 57°25'0.552"E

#### *Strain Identification*

\*This strain resulted from environmental samples taken on a field trip by Volker Vahrenkamp's team.

Detailed information about this strain is available under license agreement or subscription.

### KAUST 141 – Cyanobacterium of currently unknown identity



Freshwater cyanobacterium isolated from a water and clay sample from Site 60 in the Empty Quarter Project.

Cultivation medium: BG-11

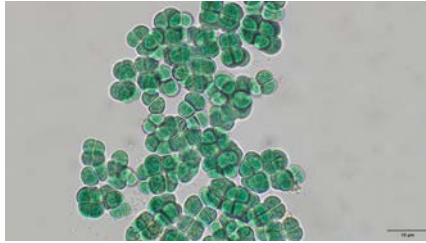
GPS coordinate: 20°42'22.948"N 54°43'55.58"E

#### *Strain Identification*

\*This strain resulted from environmental samples taken on a field trip by Robert Hoehndorf's team, under the Empty Quarter Project.

Detailed information about this strain is available under license agreement or subscription.

## KAUST 142 – Green alga of currently unknown identity



Seawater green alga isolated from Site 54 in the Empty Quarter Project.

Cultivation medium: Red Sea water medium with f/2 nutrients.

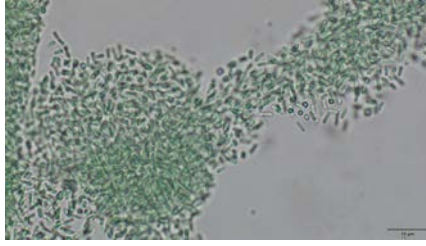
GPS coordinate: 20°55'24"N 53°57'43.936"

### *Strain Identification*

\*This strain resulted from environmental samples taken on a field trip by Robert Hoehndorf's team, under the Empty Quarter Project.

Detailed information about this strain is available under license agreement or subscription.

### KAUST 143 – Cyanobacterium of currently unknown identity



Freshwater cyanobacterium isolated from a water and clay sample from Site 55 in the Empty Quarter Project.

Cultivation medium: BG-11

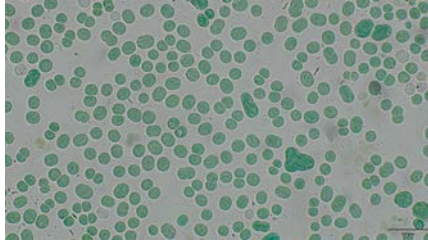
GPS coordinate: 20°54'8.181"N 54°0'8.77536"E

#### *Strain Identification*

\*This strain resulted from environmental samples taken on a field trip by Robert Hoehndorf's team, under the Empty Quarter Project.

Detailed information about this strain is available under license agreement or subscription.

### KAUST 144 – Cyanobacterium of currently unknown identity



Seawater cyanobacterium isolated from Site 54 in the Empty Quarter Project.

Cultivation medium: Red Sea water medium with f/2 nutrients.

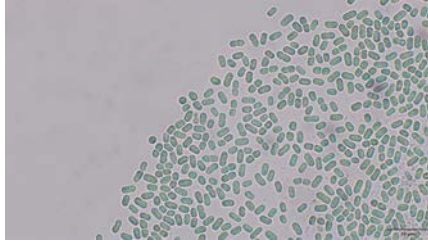
GPS coordinate: 20°55'24"N 53°57'43.936"

#### *Strain Identification*

\*This strain resulted from environmental samples taken on a field trip by Robert Hoehndorf's team, under the Empty Quarter Project.

Detailed information about this strain is available under license agreement or subscription.

### KAUST 145 – Cyanobacterium of currently unknown identity



Seawater cyanobacterium isolated from Site 54 in the Empty Quarter Project.

Cultivation medium: Red Sea water medium with f/2 nutrients.

GPS coordinate: 20°55'24"N 53°57'43.936"

#### *Strain Identification*

\*This strain resulted from environmental samples taken on a field trip by Robert Hoehndorf's team, under the Empty Quarter Project.

Detailed information about this strain is available under license agreement or subscription.

### KAUST 146 – Cyanobacterium of currently unknown identity



Seawater cyanobacterium isolated from a water and clay sample from Site 60 in the Empty Quarter Project.

Cultivation medium: Red Sea water medium with f/2 nutrients.

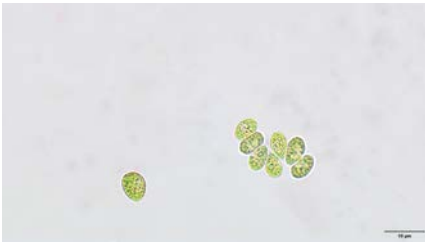
GPS coordinate: 20°42'22.948"N 54°43'55.58"E

#### *Strain Identification*

\*This strain resulted from environmental samples taken on a field trip by Robert Hoehndorf's team, under the Empty Quarter Project.

Detailed information about this strain is available under license agreement or subscription.

### KAUST 147 – *Scenedesmus* sp.



Seawater *Scenedesmus* sp. isolated from solid biofilm at one of the farms at Saudi Radwa Food Company Limited facilities, located in Al-Bi'ar in the Makkah Province.

Cultivation medium: Red Sea water medium with f/2 nutrients.

GPS coordinate: 22°3'7"N 39°8'34"E

#### *Strain Identification*

Besides the morphological taxonomy, according to the DNA amplification for the partial sequence of 18S ribosomal DNA – Cdm F/Cdm R - used in a BLAST search, the sequence identity of 100% shows that 100% *Scenedesmus* sp. ISC 121 is a relative.

\*This strain resulted from environmental samples taken on a field trip to Saudi Radwa Food Company Limited facilities together with Development of Algal Biotechnology in the Kingdom of Saudi Arabia (DAB-KSA) team, KAUST Beacon Development, a project funded by the Ministry of Environment Water & Agriculture (MEWA). The visit was organized through the KAUST Center of Excellence in Sustainable Food Security.

Detailed information about this strain is available under license agreement or subscription.

### KAUST 148 – *Synechocystis* sp.



Freshwater *Synechocystis* sp. isolated from solid biofilm at one of the farms at Saudi Radwa Food Company Limited facilities, located in Al-Bi'ar in the Makkah Province.

Cultivation medium: Red Sea water medium with f/2 nutrients.

GPS coordinate: 22°3'7"N 39°8'34"E

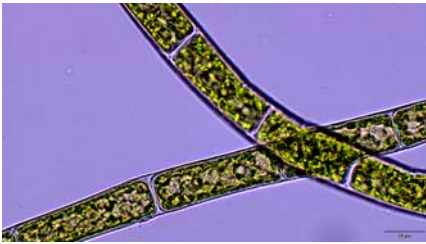
#### *Strain Identification*

Besides the morphological taxonomy, according to the DNA amplification for the partial sequence of 16S ribosomal DNA – Cya106 F/Cya781b R- used in a BLAST search, the sequence identity of 100% shows that 100% *Synechocystis* sp. PCC 6803 is a relative.

\*This strain resulted from environmental samples taken on a field trip to Saudi Radwa Food Company Limited facilities together with Development of Algal Biotechnology in the Kingdom of Saudi Arabia (DAB-KSA) team, KAUST Beacon Development, a project funded by the Ministry of Environment Water & Agriculture (MEWA). The visit was organized through the KAUST Center of Excellence in Sustainable Food Security.

Detailed information about this strain is available under license agreement or subscription.

### KAUST 149 – *Rhizoclonium* sp.



Seawater *Rhizoclonium* sp. isolated from a biofilm outside pipes at Saudi Radwa Food Company Limited facilities, located in Al-Bi'ar in the Makkah Province.

Cultivation medium: Red Sea water medium with f/2 nutrients.

GPS coordinate: 22°44'03.0"N 39°46'34.0"E

#### *Strain Identification*

Besides the morphological taxonomy, according to the DNA amplification for the partial sequence of 18S ribosomal DNA – Cdm F/Cdm R - used in a BLAST search, the sequence identity of 100% shows that *Rhizoclonium* sp. is a relative.

\*This strain resulted from environmental samples taken on a field trip to Saudi Radwa Food Company Limited facilities together with Development of Algal Biotechnology in the Kingdom of Saudi Arabia (DAB-KSA) team, KAUST Beacon Development, a project funded by the Ministry of Environment Water & Agriculture (MEWA). The visit was organized through the KAUST Center of Excellence in Sustainable Food Security.

Detailed information about this strain is available under license agreement or subscription.

## KAUST 150 – Cyanobacterium of currently unknown identity



Freshwater cyanobacterium isolated from Site HQ25-KY10 in the Empty.

Cultivation medium: BG-11

GPS coordinate: 20°58'26.952"N 58°13'15.018"E

### *Strain Identification*

\*This strain resulted from environmental samples taken on a field trip by Volker Vahrenkamp's team.

Detailed information about this strain is available under license agreement or subscription.

### KAUST 151 – Cyanobacterium of currently unknown identity



Freshwater cyanobacterium isolated from Site HQ25-KY06 in the Empty Quarter.

Cultivation medium: BG-11


GPS coordinate: 19°41'38.01"N 57°23'53.628"E

#### *Strain Identification*

\*This strain resulted from environmental samples taken on a field trip by Volker Vahrenkamp's team.

Detailed information about this strain is available under license agreement or subscription.

### KAUST 152 – Cyanobacterium of currently unknown identity



Freshwater cyanobacterium isolated from Site HQ25-KY06 in the Empty Quarter.

Cultivation medium: BG-11

GPS coordinate: 19°41'38.01"N 57°23'53.628"E

#### *Strain Identification*

\*This strain resulted from environmental samples taken on a field trip by Volker Vahrenkamp's team.

Detailed information about this strain is available under license agreement or subscription.

### KAUST 153 - Cyanobacterium of currently unknown identity



Freshwater cyanobacterium isolated during a sandstorm at King Abdullah University of Science and Technology (Thuwal, Makkah), in the mid-Red Sea coast region.


Cultivation medium: BG-11

GPS coordinate: 22°18'28.0"N 39°06'23.0"E

#### *Strain Identification*

Detailed information about this strain is available under license agreement or subscription.

### KAUST 154 - Diatom of currently unknown identity



Seawater diatom isolated from North Beach at King Abdullah University of Science and Technology (Thuwal, Makkah), in the mid-Red Sea coast region.


Cultivation medium: Red Sea water medium with f/2 nutrients.

GPS coordinate: 23°37'02.6"N 38°48'17.8"E

#### *Strain Identification*

Detailed information about this strain is available under license agreement or subscription.

### KAUST 155 - Green alga of currently unknown identity



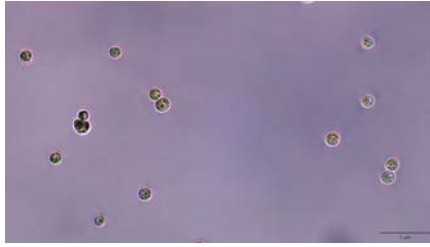

Freshwater green alga isolated during a sandstorm at King Abdullah University of Science and Technology (Thuwal, Makkah), in the mid-Red Sea coast region. Cultivation medium: Red Sea water medium with f/2 nutrients.

GPS coordinate: 22°18'28.0"N 39°06'23.0"E

#### *Strain Identification*

Detailed information about this strain is available under license agreement or subscription.

### KAUST 156 - Green alga of currently unknown identity



Seawater green alga isolated from North Beach at King Abdullah University of Science and Technology (Thuwal, Makkah), in the mid-Red Sea coast region.


Cultivation medium: Red Sea water medium with f/2 nutrients.

GPS coordinate: 23°37'02.6"N 38°48'17.8"E

#### *Strain Identification*

Detailed information about this strain is available under license agreement or subscription.

### KAUST 157- Cyanobacterium of currently unknown identity



Freshwater cyanobacterium isolated from Site HQ25-KY7 in the Empty Quarter.

Cultivation medium: BG-11

GPS coordinate: 19°39'5.202"N 57°25'0.552"E

#### *Strain Identification*

\*This strain resulted from environmental samples taken on a field trip by Volker Vahrenkamp's team.

Detailed information about this strain is available under license agreement or subscription.

### KAUST 158 - Green alga of currently unknown identity



Freshwater cyanobacterium isolated from Site HQ25 - KY3 in the Empty Quarter.

Cultivation medium: BG-11

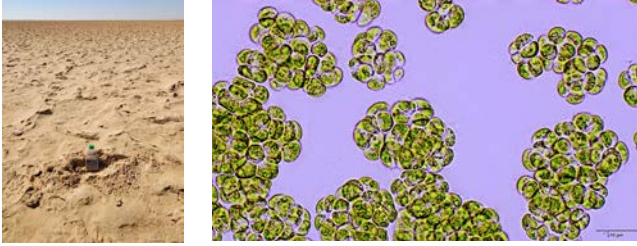
GPS coordinate: 20°27'48.42"N 57°32'59.298"E

#### *Strain Identification*

\*This strain resulted from environmental samples taken on a field trip by Volker Vahrenkamp's team.

Detailed information about this strain is available under license agreement or subscription.

### KAUST 159 - Green alga of currently unknown identity



Freshwater cyanobacterium isolated from Site HQ25 - KY3 in the Empty Quarter.

Cultivation medium: BG-11

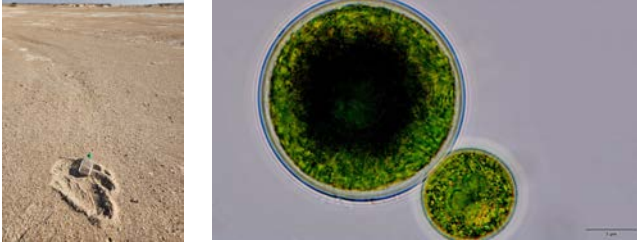
GPS coordinate: 20°27'48.42"N 57°32'59.298"E

#### *Strain Identification*

\*This strain resulted from environmental samples taken on a field trip by Volker Vahrenkamp's team.

Detailed information about this strain is available under license agreement or subscription.

### KAUST 160 - Green alga of currently unknown identity



Freshwater cyanobacterium isolated from Site HQ25 - KY06 in the Empty Quarter.

Cultivation medium: BG-11

GPS coordinate: 19°41'38.01" N 57°23'53.628" E

#### *Strain Identification*

\*This strain resulted from environmental samples taken on a field trip by Volker Vahrenkamp's team.

Detailed information about this strain is available under license agreement or subscription.

**KAUST 161 – *Thalassiosira* sp.**



*Thalassiosira* sp. isolated from Qita Al Kirsh reef (surface water).

Cultivation medium: F/2 with silica

GPS coordinate: 22.4331 N, 38.9974 E

*Strain Identification*

\*The strain originates from the former Red Sea Research Center (RSRC) at KAUST and is currently maintained within the KAUST Algae Living Library.

Detailed information about this strain is available under license agreement or subscription.

**KAUST 162 – *Chaetoceros tenuissimus***



*Chaetoceros tenuissimus* isolated from Qita Al Kirsh reef (surface water).

Cultivation medium: F/2 with silica

GPS coordinate: 22.4331 N, 38.9974 E

*Strain Identification*

\*The strain originates from the former Red Sea Research Center (RSRC) at KAUST and is currently maintained within the KAUST Algae Living Library.

Detailed information about this strain is available under license agreement or subscription.

**KAUST 163 – *Entomoneis* sp.**



*Entomoneis* sp. isolated from Qita Al Kirsh reef (surface water).

Cultivation medium: F/2 with silica

GPS coordinate: 22.4331 N, 38.9974 E

*Strain Identification*

\*The strain originates from the former Red Sea Research Center (RSRC) at KAUST and is currently maintained within the KAUST Algae Living Library.

Detailed information about this strain is available under license agreement or subscription.

**KAUST 164 – *Cylindrotheca closterium***



*Cylindrotheca closterium* isolated from Qita Al Kirsh reef (surface water).

Cultivation medium: F/2 with silica


GPS coordinate: 22.4331 N, 38.9974 E

***Strain Identification***

\*The strain originates from the former Red Sea Research Center (RSRC) at KAUST and is currently maintained within the KAUST Algae Living Library.

Detailed information about this strain is available under license agreement or subscription.

**KAUST 165 – *Exanthemachyris sp.***



*Exanthemachyris sp.* isolated from Qita Al Kirsh reef (surface water).

Cultivation medium: F/2 with silica

GPS coordinate: 22.4331 N, 38.9974 E

*Strain Identification*

\*The strain originates from the former Red Sea Research Center (RSRC) at KAUST and is currently maintained within the KAUST Algae Living Library.

Detailed information about this strain is available under license agreement or subscription.

**KAUST 166 – *Minutocellus sp.***



*Minutocellus sp.* isolated from Qita Al Kirsh reef (surface water).

Cultivation medium: F/2 with silica

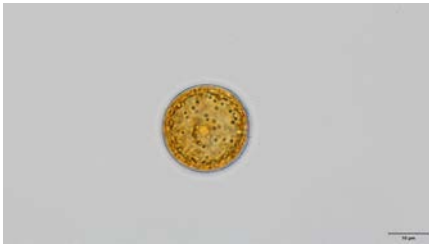
GPS coordinate: 22.4331 N, 38.9974 E

***Strain Identification***

\*The strain originates from the former Red Sea Research Center (RSRC) at KAUST and is currently maintained within the KAUST Algae Living Library.

Detailed information about this strain is available under license agreement or subscription.

### KAUST 167 – *Actinocyclus octonarius*



*Actinocyclus octonarius* isolated from the coral (*Acropora* and *Galaxea*) spawning system

Cultivation medium: F/2 with silica

GPS coordinate: -

#### *Strain Identification*

\*The strain originates from the former Red Sea Research Center (RSRC) at KAUST and is currently maintained within the KAUST Algae Living Library.

Detailed information about this strain is available under license agreement or subscription.

**KAUST 168 – *Nitzchia* sp.**



*Nitzchia* sp. isolated from the coral (*Acropora* and *Galaxea*) spawning system

Cultivation medium: F/2 with silica


GPS coordinate: -

*Strain Identification*

\*The strain originates from the former Red Sea Research Center (RSRC) at KAUST and is currently maintained within the KAUST Algae Living Library.

Detailed information about this strain is available under license agreement or subscription.

**KAUST 169 – *Amphidinium* sp.**



*Amphidinium* sp. isolated from Qita Al Kirsh reef (surface water).

Cultivation medium: F/2

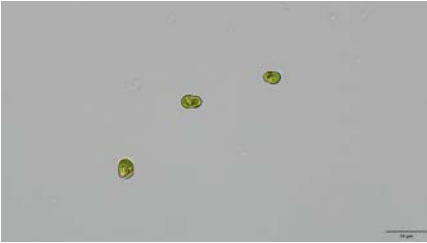
GPS coordinate: 22.4331 N, 38.9974 E

*Strain Identification*

\*The strain originates from the former Red Sea Research Center (RSRC) at KAUST and is currently maintained within the KAUST Algae Living Library.

Detailed information about this strain is available under license agreement or subscription.

**KAUST 170 – *Tetraselmis* sp.**



*Tetraselmis* sp. isolated from Qita Al Kirsh reef (surface water).

Cultivation medium: F/2

GPS coordinate: 22.4331 N, 38.9974 E

*Strain Identification*

\*The strain originates from the former Red Sea Research Center (RSRC) at KAUST and is currently maintained within the KAUST Algae Living Library.

Detailed information about this strain is available under license agreement or subscription.

**KAUST 171 – *Halospirulina saudiensis***



*Halospirulina saudiensis* isolated from a water and clay sample from Site 59 in the Empty Quarter Project.

Cultivation medium: Red Sea water medium with f/2 nutrients.

GPS coordinate: 20°31'24.7"N 54°47'13.7"

*Strain Identification*

\*This strain resulted from environmental samples taken on a field trip by Robert Hoehndorf's team, under the Empty Quarter Project. Detailed information about this strain is available under license agreement or subscription.

# KSA Algae Living Library

Microalgae and cyanobacteria isolated from  
the Kingdom of Saudi Arabia

## **General inquiries**

Prof. Kyle J. Lauersen

[kyle.lauersen@kaust.edu.sa](mailto:kyle.lauersen@kaust.edu.sa)

Dr. Bárbara Bastos de Freitas

[barbara.bastosdefreitas@kaust.edu.sa](mailto:barbara.bastosdefreitas@kaust.edu.sa)

